

Phonics Practice Book

Teacher Edition
Grade 1

 **Harcourt School Publishers**

Visit The Learning Site!
www.harcourtschool.com

Copyright © by Harcourt, Inc.

All rights reserved. No part of this publication may be reproduced or transmitted in any form or by any means, electronic or mechanical, including photocopy, recording, or any information storage and retrieval system, without permission in writing from the publisher.

Permission is hereby granted to individuals using the corresponding student's textbook or kit as the major vehicle for regular classroom instruction to photocopy entire pages from this publication in classroom quantities for instructional use and not for resale. Requests for information on other matters regarding duplication of this work should be addressed to School Permissions and Copyrights, Harcourt, Inc., 6277 Sea Harbor Drive, Orlando, Florida 32887-6777. Fax: 407-345-2418.

STORYTOWN is a trademark of Harcourt, Inc. HARCOURT and the Harcourt Logos are trademarks of Harcourt, Inc. registered in the United States of America and/or other jurisdictions.

Printed in the United States of America

ISBN 10 0-15-359307-5



ISBN 13 978-0-15-359307-9

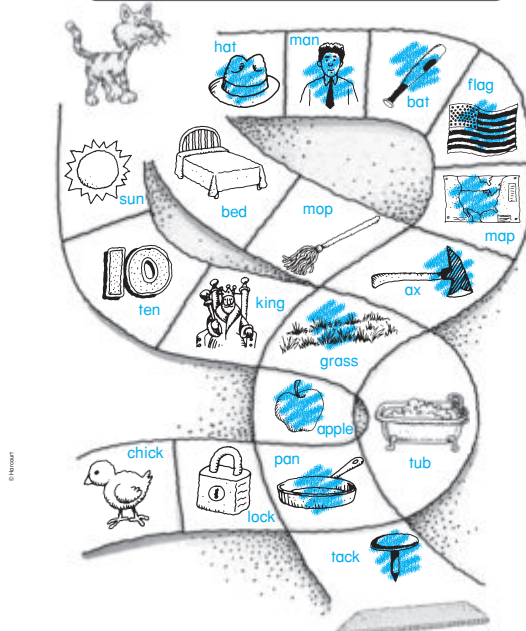
1 2 3 4 5 6 7 8 9 10 054 15 14 13 12 11 10 09 08 07 06

If you have received these materials as examination copies free of charge, Harcourt School Publishers retains title to the materials and they may not be resold. Resale of examination copies is strictly prohibited and is illegal.
--

Possession of this publication in print format does not entitle users to convert this publication, or any portion of it, into electronic format.
--

Name _____

Help the  get to the . Color the pictures whose names have the short a vowel sound.
















Phonics Practice Book

Short Vowel: / a / a • Phonemic Awareness



Name _____

 Write **a** to complete each picture name that has the short **a** sound. Then trace the whole word.

1  pan	2  hat	3  bus
4  dog	5  ham	6  cap
7  fan	8  six	9  bat
10  man	11  map	12  can









Short Vowel: / a / a • Write Words

Phonics Practice Book

Name _____

Write the word that names the picture.

cap ham map cat tap mat

1  cap	2  tap
3  mat	4  ham
5  map	6  cat


Phonics Practice Book


Short Vowel: / a / a • Read and Write Words







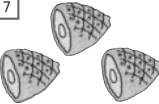




© Harcourt

Name _____

 **cat** If a picture shows more than one, add **s** to its name. Then trace the whole word.

 **cats**

1  mats	2  hat	3  cats
4  map	5  caps	6  hats
7  hams	8  cap	9  maps












Inflection: -s • Write Words

Phonics Practice Book

Name _____

Say the name of each picture. Trace the first letter. Then use the other letter sounds to complete the word.

1  sat	2  mat	3  cat
4  map	5  tap	6  hat
7  pat	8  ham	9  cap

Phonics Practice Book





Short Vowel: / a / a • Write Words



Name _____

Add **s** to each word to tell what each child does. Then trace the rest of the word. Read the sentences.

 The cat looks.

1  Pam <u>comes</u>	2  Jan <u>pats</u> a cat.
3  Sam <u>looks</u>	4  Dan <u>taps</u>

Write a sentence using one of the words above.

Responses will vary.








Inflection: -s • Write Words

Phonics Practice Book

Name _____

Circle the word that completes each sentence. Then write the word.

1 	I am a <u>cat</u>	cap cat
2 	Here is a <u>map</u>	map hat
3 	The cat <u>sat</u>	sat taps
4 	Here is a <u>mat</u>	pat mat
5 	Look at that <u>ham</u> !	ham cap







Phonics Practice Book

Short Vowel: / a / a • Read and Write Words in Context







Name _____

Say the name of each picture. Write the word on the lines.

1	 map	map
2	 sat	sat
3	 ham	ham
4	 cat	cat
5	 mat	mat
6	 tap	tap




Name _____

Look at the picture. Read the sentence. Circle the word that completes the sentence. Then write the word.

1	 I am <u>Ann</u> .	At <u>Ann</u> Add
2	 Sam can <u>add</u> .	am dad <u>add</u>
3	 This is <u>Matt</u> .	Add <u>Matt</u> Map
4	 Can Pam <u>pass</u> Dan?	<u>pass</u> jazz pan



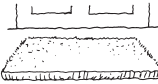



Name _____

Look at each picture. Read the sentence. Use the letter sounds to read the words. Circle the word that completes the sentence. Then write the word.

1	 Jan ran <u>fast</u> .	fan fat <u>fast</u>
2	 Max <u>and</u> Tab are cats.	<u>and</u> ant ask
3	 We can <u>camp</u> there.	cap <u>camp</u> cats
4	 This is a <u>mask</u> .	man map <u>mask</u>

Name _____

Look at the first picture in each row. Trace the picture name. Look at the other pictures and write the picture names. Then color the pictures.




1	 sat	 hat	 mat
2	 tap	 map	 cap

Read and trace the sentence. Then draw a picture about the sentence.

The cat sat
in a hat.

Name _____

Look at each picture. Write the picture name.
Then color the pictures.

1  band	
2  hand	3  land







12

Phonogram: -and • Write Words

Phonics Practice Book

Name _____

Say the names of the pictures in each row. Color the
pictures whose names rhyme and have the short i sound.

1  bib	 bed	 crib	 doll
2  pan	 pig	 wig	 nest
3  pin	 fin	 dog	 duck
4  cat	 chick	 can	 sick
5  six	 bat	 cup	 fix
















Phonics Practice Book

Short Vowel: /i/ • Phonemic Awareness

13

Name _____

Read each word. Color the picture it names.

1 pit	 peas	 pit	 pail
2 sip	 sip	 boat	 bat
3 sit	 star	 sit	 sun
4 hit	 hat	 nose	 hit
5 hid	 hid	 lock	 lamp

14







Short Vowel /i/ • Blending

Phonics Practice Book

Name _____

Look at each picture. Write the word that completes the
sentence.

hit pit sip hid tip sit

1 	Tim has a <u>sip</u> .
2 	This is a big <u>pit</u> .
3 	See Pam <u>hit</u> .
4 	Come and <u>sit</u> here.
5 	See it <u>tip</u> !
6 	The dog <u>hid</u> .













Phonics Practice Book

Short Vowel: /i/ • Read and Write Words in Context

15

Name _____

Write **a** or **i** to complete each picture name. Then trace the rest of the word.





1  hill	2  cat	3  sip
hill	cat	sip
4  pig	5  pit	6  cap
pig	pit	cap
7  hit	8  mat	9  kiss
hit	mat	kiss
10  sad	11  dip	12  hid
sad	dip	hid

16 Short Vowel: /a / a, /i / i • Review

Phonics Practice Book

Name _____

Read the sentences about each picture. Trace the contraction that stands for the underlined words.





1 	It + is = it's <u>It is</u> a map. It's a map.
2 	He + is = he's <u>He is</u> my dad. He's my dad.
3 	Here + is = here's <u>Here is</u> my cat. Here's my cat.
4 	That + is = that's <u>That is</u> a big hill. That's a big hill.

Phonics Practice Book

Contraction: 's • Read and Write Words in Context

Name _____

Look at each picture and read the first sentence. Circle the contraction that stands for the two underlined words. Then write it in the second sentence.














1 	It is a cat. <u>It is</u> a cat. It's a cat.	Sit It's It's
2 	She is at bat. <u>She is</u> at bat. She's at bat.	He's Sees She's
3 	He is here. <u>He is</u> here. He's here.	He's Hes H's
4 	That is good! <u>That is</u> good! That's good!	Thats Thats That's

18 Contraction: 's • Read and Write Words in Context

Phonics Practice Book

Name _____

Say the name of each picture. If it ends with the sound /k/, write **ck** on the lines.










1  tack	2  sock	3  crib	4  clock
ck	ck	ck	ck
4  neck	5  lock	6  truck	
ck	ck	ck	
7  dog	8  chick	9  sled	
	ck		
10  duck	11  pot	12  block	
ck		ck	

Phonics Practice Book



Digraph: /k/ ck • Phonemic Awareness

Name _____

Read the word. Color the picture it names.







1	tack	tent	duck
			
2	sick	six	sock
			
3	kick	kiss	kick
			

Read the sentences. Use what you have learned about **ck** to read the underlined words. Then draw a picture to answer the question.

	
Here are <u>Jack</u> and <u>Rick</u> . They have a <u>sack</u> . What will they <u>pack</u> in the <u>sack</u> ?	







Name _____

Write the word for each picture. The first word in each row can help.

1			
	lick	kick	sick
2			
	sink	wink	link

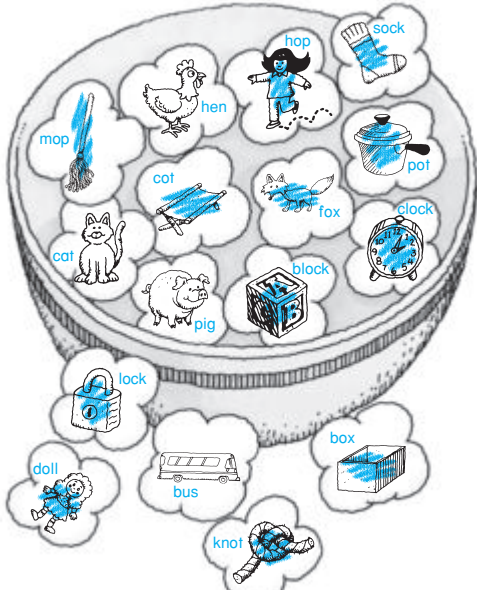
Name _____

Write the word for each picture. The first word in each row can help.

1			
	pit	sit	hit
2			
	Jill	hill	Bill
















Name _____

Color the pictures whose names have the short **o** vowel sound.



Name _____

Read each word. Color the picture if names.

1	hot	 house	 head	 hot
2	top	 top	 tack	 tub
3	cot	 cup	 cot	 cow
4	mop	 mat	 mop	 mitt
5	pot	 peach	 pen	 pot







24 Short Vowel: /o/ • Blending

Phonics Practice Book

Name _____

Look at each picture. Write the word from the box that completes the sentence.

hot lock hop top lot cot

1		It can <u>hop</u> .
2		Don has a <u>lot</u> of pots.
3		It is too <u>hot</u> .
4		Tom has a <u>top</u> .
5		A cat is on the <u>cot</u> .
6		I will <u>lock</u> it.













Phonics Practice Book

Short Vowel: /o/ • Read and Write Words in Context

25

Name _____

Write a, i or o to complete each picture name. Then trace the rest of the word.

1	 cot	2	 cat	3	 top
4	 can	5	 mop	6	 sock
7	 hop	8	 doll	9	 sick
10	 hot	11	 pin	12	 lock





26 Short Vowels: /a/ /i/ /o/ • Review

Phonics Practice Book

Name _____

I **pick** an apple. I **picked** an apple.

Add **ed** to each word to make a new word. Then trace the rest of the word. Read the new word.

1		2	
3		4	

Now write two sentences that use **ed** words.

Phonics Practice Book





Inflection: -ed • Write Words and Sentences

27

Name _____

I kick.  I am kicking.

Add **ing** to each word to make a new word. Then trace the rest of the word. Read the new word.

1  picking	2  looking
3  kissing	4  packing

Now write two sentences that use **ing** words.

Responses will vary.







28

Inflection: -ing • Write Words and Sentences

Phonics Practice Book

Name _____

All the picture names end with **all**. Write the words.

1 ball  ball	2 wall  wall
3 call  call	4 tall  tall
5 fall  fall	6 hall  hall







Phonics Practice Book

Variant Vowel: / ă / ɑ (all) • Write Words

29

Name _____

Look at each picture and read the sentence. Circle the word that completes the sentence. Then write the word.

1 	I can kick the <u>ball</u> .	bill ball bat
2 	Jan will <u>call</u> Kim.	call sill fall
3 	We <u>all</u> ran fast.	at ill all
4 	Will the man <u>fall</u> ?	fall fill hall
5 	Let's sit on this <u>wall</u> .	wig will wall
6 	This man is <u>tall</u> .	till tall tack










30

Variant Vowel: / ă / ɑ (all) • Read and Write Words in Context

Phonics Practice Book

Name _____

Look at each picture and read the sentence. Write the contraction that stands for the underlined words.

			
1 	Dan <u>can not</u> see the big apple. Dan <u>can't</u> see it. 		
2 	Tom hid it, but <u>do not</u> look. Tom hid it, but <u>don't</u> look.		
3 	Dan <u>did not</u> see it at all. Dan <u>didn't</u> see it at all.		
4 	Now the apple <u>is not</u> big. Now the apple <u>isn't</u> big.		

Phonics Practice Book

Contraction: n't • Read and Write Words in Context

31

Name _____

Color the block if the contraction stands for the two words below it.

1. don't is not	2. she's she is	3. what's what is
4. can't can not	5. don't do not	6. he's she is
7. isn't is not	8. it's it is	9. didn't did not

32 Contractions: 's, n't • Read Words

Phonics Practice Book

Name _____

Say the name of each picture. Color the pictures whose names have the short e vowel sound.

Phonics Practice Book

Short Vowel: / e / • Phonemic Awareness

33

Name _____

Read each word. Color the picture if names.

1 hen	
2 set	
3 pen	
4 web	
5 bell	

34 Short Vowel: / e / • Blending

Phonics Practice Book

Name _____

Look at each picture. Write the word from the box that completes the sentence.

hen met wet fed men get

1 	She will get in.
2 	She fed the dog.
3 	The hen will go in.
4 	Will the hen get wet ?
5 	The men are not sad.
6 	Sam has not met Ben.













Phonics Practice Book

Short Vowel: / e / • Read and Write Words in Context

35

Name _____

Write **o** or **e** to complete each picture name.
Then trace the rest of the word.































1 bed  be o ed	2 mop  m o p	3 pot  p o t	4 hen  h e n
5 top  t o p	6 net  n e t	7 hot  h o t	8 neck  n e c k
9 cot  c o t	10 hop  h o p	11 bell  b e l l	12 web  w e b

36 Short Vowels: /o / a / e / e • Review

Phonics Practice Book

Name _____

Say the name of the first picture in the row. Color the pictures whose names begin with the same two sounds.

1 clam 	clown 	cat 	clap 	crab 
2 plate 	towel 	plant 	planet 	pig 
3 fly 	flag 	fan 	flower 	frame 
4 flip 	flea 	fork 	frog 	floor 
5 playground 	pretzel 	plug 	plate 	pan 
6 clap 	cloud 	cup 	clock 	crab 

Phonics Practice Book







Initial Blends with / • Phonemic Awareness

37

Name _____

Write the two letters that complete each picture name.
Then trace the rest of the word.

bl cl fl gl pl sl










1 clap  cl ap	2 flag  fl ag
3 plant  pl ant	4 block  bl ock
5 sled  sl ed	6 glad  gl ad

38 Initial Blends with / • Write Words

Phonics Practice Book

Name _____

Say the name of each picture. Write **th** in the box that shows where you hear the sound in each word – at the beginning or at the end.

1 think  th	2 bath  th	3 thumb  th
4 path  th	5 thorn  th	6 third  th
7 thirty  th	8 tooth  th	9 thimble  th





Phonics Practice Book

Initial Digraph: / th / th • Phonemic Awareness





39

Name _____

Draw a line from the sentence to the picture it tells about.

1 This is a cat. That is a dog.	 	2 This is thick. That is thin.	 
---------------------------------------	--	--------------------------------------	--

Add the letter **t** to the picture names. Write and read the new words.

3 t + 	4 t + 
then	that
5  + h	6  + h
bath	math






40

Digraph: / th / th • Read and Write Words




Phonics Practice Book

Name _____

Look at each picture. Circle the word that completes the sentence. Then write the word.

1 	This _____ is your vest. This His	The This His
2 	Thank _____ you. Thank Thank	Think Tank Thank
3 	My hat is thick. thick tick	that thick tick
4 	They play with _____ me. with win wink	with win wink
5 	Look at that _____ jet. that hat that	then hat that

Draw a line from the sentence to the picture it tells about.

6 This is big. That is small.		7 This is a hat. That is a map.	 
-------------------------------------	--	---------------------------------------	--







Phonics Practice Book

Digraph: / th / th • Read and Write Words in Context

41

Name _____

Circle the sentence that goes with the picture.

1 	Look at them! Come with me!
2 	Ed and Kim ran. Ed sits with Kim.
3 	"Thank you," said Beth. "Let's go," said Beth.
4 	Lad gets a bath. Lad got a big bat.
5 	I think I can add this. I see a big moth.
6 	Ann likes to pat the dog. Ann comes down the path.

42

Digraph: / th / th • Read Words in Context

Phonics Practice Book

Name _____

Say each picture name. Circle and write the letters that stand for the beginning sounds. Then trace the rest of the word.

1 stop	sp st sm	2 skip	sl sn sk	3 snap	sn sl sc
stop	skip	snap			
4 stamp	st sk sp	5 slip	sp sl sn	6 small	sn sm st
stamp	slip	small			
7 spin	st sp sn	8 snack	sl st sn	9 stick	sk sl st
spin	snack	stick			
10 spot	sc sl sp	11 stack	sl st	12 spill	sk sp st
spot	stack	spill			

Phonics Practice Book






Initial Blends with s • Write Words

43

© Harcourt

Name _____

Circle the sentence that tells about the picture.

1		Dan and Pam stand on the hill. Dan and Pam skip up the hill. Dan and Pam slid down the hill.
2		This hill is not small. This snack is too big. This stick will not snap!
3		Dan and Pam pick up stamps. Dan and Pam snap a stick. Dan and Pam stop for a snack.
4		Dan stands still. Dan spins a small top. Dan slips and spills it.
5		Pam stops the spill. Pam sits still. Pam stands in a stall.



Initial Blends with s • Read Words in Context

Phonics Practice Book

Name _____

Say the name of each picture. Color the pictures whose names have the short u vowel sound.


















Phonics Practice Book

Short Vowel: / u / u • Phonemic Awareness



Name _____

Read each word. Color the picture it names.

1	sun	 sit	 sock	 sun
2	bus	 bat	 bus	 bed
3	cup	 can	 cup	 cut
4	hug	 hug	 hat	 hop
5	drum	 drop	 dress	 drum












Short Vowel: / u / u • Blending

Phonics Practice Book

Name _____

Write the name of each picture. Listen for the letter sounds to help you.

1	 nut	2	 sun	3	 cut
nut		sun		cut	
4	 sub	5	 gum	6	 bug
sub		gum		bug	
7	 tub	8	 rug	9	 cup
tub		rug		cup	







Phonics Practice Book

Short Vowel: / u / u • Write Words



Name _____

Circle the sentence that tells about the picture.

1		Ann likes the red cap. <u>Ann picks up a cup.</u> Ann is sick in bed.
2		<u>The pot will get hot.</u> The rug is red and tan. The can is not in the bag.
3		Let's mop up this mess. Let's mix this in a pan. <u>Let's fill this big box.</u>
4		Dad will fix the fan. Kim has a big black hat. <u>Kim will fix it for Ron.</u>
5		A pig went up a hill. <u>A hen sits on a rock.</u> A fox hops in a tub.
6		Ten cubs fit in the bed. The dog and pups got wet. <u>Six cats nap in the sun.</u>










48

Short Vowels • Review

Phonics Practice Book

Name _____

Say each picture name. Circle and write the letters that stand for the beginning sounds. Then trace the rest of the word.

1	 fr gr tr	2	 drop dr cr pr	3	 track fr cr tr
4	 grill gr fr tr	5	 trip dr gr tr	6	 drink dr fr tr
7	 frog pr fr cr	8	 drill dr pr cr	9	 crack gr pr cr






Phonics Practice Book

Initial Blends with r • Write Words

49

Name _____

Look at each picture. Circle the word that completes the sentence. Then write the word.

1		Fran and Tramp go to the _____ <u>track</u>	<u>track</u> stack tack
2		Tramp sees a big _____ <u>crack</u>	<u>crack</u> cap drink
3		Tramp is on the _____ <u>grass</u>	grab <u>grass</u> drill
4		Fran sees a _____ <u>drop</u>	crop prop <u>drop</u>
5		Now she sees a _____ <u>frog</u>	grill rock <u>frog</u>








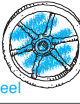







50

Initial Blends with r • Read and Write Words in Context

Phonics Practice Book

Name _____

Read each word. Color the picture it names.

1	king	 kiss	 king	 kick
2	bang	 bang	 ball	 bag
3	wing	 wig	 wheel	 wing
4	long	 short	 long	 in-between
5	ring	 rug	 ring	 ring

Phonics Practice Book

Diphthong: / ng / ng • Blending







51

© Harcourt

Name _____

Look at each picture. Write the word that completes the sentence.

sting long rang song thing bang

1		Matt Cat sings a <u>song</u> .
2		The bells <u>rang</u> .
3		I can <u>sting</u> you!
4		The glass fell with a <u>bang</u> .
5		What is this <u>thing</u> ?
6		It is too <u>long</u> .



52

Diphthong: / ng / ng • Read and Write Words in Context

Phonics Practice Book

Name _____

Read the sentences about each picture. Trace the contraction that stands for the underlined words.

1		I + will = I'll I <u>will</u> fix it for you. <u>I'll</u> fix it for you.
2		We + will = We'll We <u>will</u> have fun! <u>We'll</u> have fun!
3		You + will = You'll You <u>will</u> like my dog. <u>You'll</u> like my dog.
4		They + will = They'll They <u>will</u> have a snack. <u>They'll</u> have a snack.

Phonics Practice Book





Contraction: 'll • Read and Write Words in Context

53

Name _____

Look at each picture and read the sentence. Write the contraction that stands for the underlined words.

I will = I'll
She will = She'll
You will = You'll
We will = We'll

1		She <u>will</u> be glad we are here. <u>She'll</u> be glad we are here.
2		I <u>will</u> help you pop it. <u>I'll</u> help you pop it.
3		We <u>will</u> help you, too. <u>We'll</u> help you, too.
4		You <u>will</u> eat it all! <u>You'll</u> eat it all!

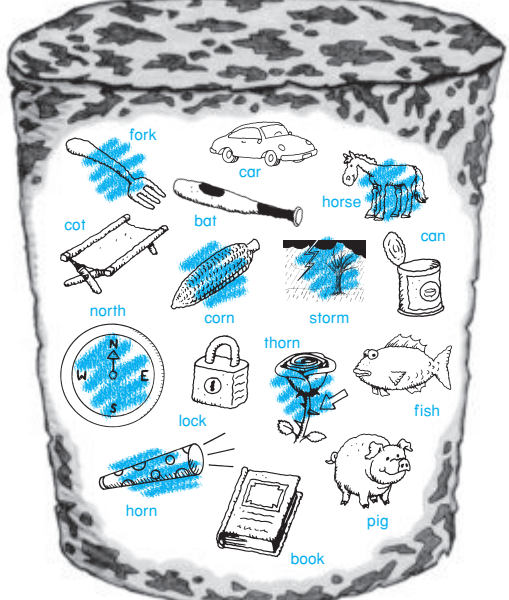
54

Contraction: 'll • Read and Write Words in Context

Phonics Practice Book

Name _____

Color each picture whose name has the vowel sound /ôr/.r/.








Phonics Practice Book

R-controlled Vowel: / ôr / or, ore • Phonemic Awareness

55

Name _____







Read each word. Color the picture it names.

1	corn	
2	fork	
3	storm	
4	horn	
5	fort	

Name _____

Write the word that completes each sentence.

corn fore store storm thorn

1		This is a big <u>storm</u> .
2		This will be a good <u>fort</u> .
3		Oh, it's on a <u>thorn</u> !
4		I <u>tore</u> it!
5		I got this at the <u>store</u> .
6		This is good <u>corn</u> .

Name _____

Read the rhyme. Write words from the rhyme to complete the sentences.

The dog played a horn.
 The cat got the corn.
 The pig had a cork.
 He forgot to get a fork!
 The stork wore a hat.
 Was there one more for the cat?







- The pig forgot a fork.
- The cat has the corn.
- The stork wore a hat.



Name _____

Write the picture names. Use a word from the first box and a word from the second box to make each compound word.

bath back pop sand **box corn tub pack**







1		3	
<u>popcorn</u>		<u>bath</u>	
4		6	
<u>backpack</u>		<u>sandbox</u>	

Put the words together to make a compound word. Write the word to complete the sentence about the picture.

7		some + one <u>someone</u>
There is <u>someone</u> on the path.		
8		some + thing <u>something</u>
Ted sees <u>something</u> red.		







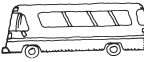





Name _____

Read the compound words. Circle and write the compound word that completes the sentence.

1		This is a _____ windmill	wingspan windmill
2		Tom's dog _____ cannot go out.	checkup cannot
3		Let's go _____ somewhere!	somewhere outfit
4		What is on the _____? desktop	backpack desktop
5		They like to go _____ downhill.	upset downhill
6		That _____ drumstick looks good!	drumstick cockpit
















Name _____

Color each picture whose name begins or ends with the sound /sh/.

1		2		3	
4		5		6	
7		8		9	
10		11		12	

Name _____


Read each word. Color the picture it names.

1	ship			
2	mash			
3	shell			
4	brush			
5	shelf			

Name _____










Look at each picture. Write the word that completes the sentence.

flash shelf shop rush short wish

1		Meg will <u>shop</u> for socks.
2		What did Fred <u>wish</u> for?
3		This man is not <u>short</u> !
4		Jack and Beth have to <u>rush</u> .
5		What will go on this <u>shelf</u> ?
6		Look at that big <u>flash</u> !

Name _____

Write **th** or **sh** to complete each picture name.
Then trace the rest of the word.













1 dish  dish	2 moth  moth	3 bath  bath
4 shin  shin	5 path  path	6 trash  trash
7 ship  ship	8 think  think	9 fish  fish

64 Digraphs: /th/ /th/ /sh/ /sh/ • Review

Phonics Practice Book

Name _____

Circle the word that names the picture.

1 truck  tuck truck drum	2 clap  flap slap clap	3 grin  grin spin drip
4 stick  slick click stick	5 slip  slip skip grip	6 crab  drab grab crab
7 clock  flock clock crook	8 skip  skip snip clip	9 track  track crack stack
10 dress  press dress fresh	11 spill  skill spill still	12 plant  plant slant grass







Phonics Practice Book

Initial Consonant Blends • Review

65

Name _____

Look at each picture. Circle the word that completes the sentence. Then write the word.


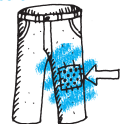






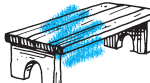


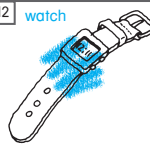
1 	The <u>frog</u> hops.	drag frog flop
2 	Now he <u>swims</u> .	swims trims spins
3 	He stops for a <u>snack</u> .	track stack snack
4 	Come and play in the <u>grass</u> .	glass grass class
5 	I can still do a <u>flip</u> .	trip drip flip
6 	You need <u>skill</u> to do this trick!	spill skill still

66 Initial Consonant Blends • Review

Phonics Practice Book

Name _____

Color each picture whose name begins or ends with the sound /ch/.

1 chick 	2 patch 	3 stick 
4 pitch 	5 chin 	6 chop 
7 beach 	8 cheese 	9 bench 
10 cheer 	11 cane 	12 watch 

Phonics Practice Book










Digraphs: /ch/ /ch/ /ch/ • Phonemic Awareness

67

© Harcourt







Name _____

Say the name of each picture. Write **ch** if it begins with the sound for *ch*. Then trace the rest of the word.




1 chest  chest	2 cap  ap	3 check  check
4 ship  ip	5 chop  chop	6 king  ing
7 chick  chick	8 chin  chin	9 chips  chips

Name _____

Say the name of each picture. Write **tch** if it ends with the sound for *tch*. Then trace the rest of the word.













1 patch  patch	2 pitch  pitch	3 kick  ki
4 match  match	5 tack  ta	6 catch  catch

Say the name of each picture. Write **ch** if it ends with the sound for *ch*. Then trace the rest of the word.

7 bench  bench	8 duck  du	9 branch  branch
---	--	--

Name _____

Circle and write the letters that complete each picture name. Then trace the rest of the word.

1 patch  th ch sh	2 shell  ch th sh	3 chop  th ch sh
4 bath  th ch sh	5 chick  sh ch th	6 bench  ch t th
7 fish  th ch sh	8 ship  th ch sh	9 catch  t ch sh
10 chin  sh ch h	11 branch  t th ch	12 thick  th sh ch

Name _____

Add **es** to the words. Then use the words you wrote to complete the sentences.


glass	wish
glasses	wishes
dish	pass
dishes	passes

1. Ann put milk in the glasses.

2. Ron got out the dishes.





3. Ann passes a dish to Ron.

4. Tag wishes he had a snack, too.






Name _____

Add **es** to words that end with these letters: **x, ss, zz, sh, ch, tch**.
Write **es** to make each picture name tell about more than one. Then trace the rest of the word and read it.

1		2	
glasses		foxes	
3		4	
ashes		benches	


Write the word that completes each sentence.

catches kisses buzzes

5		Mom <u>kisses</u> him.
6		He <u>catches</u> it.
7		It <u>buzzes</u> .
















Name _____

Color the pictures that have the vowel sound /är/.










Name _____

Read each word. Color the picture it names.

1	barn	  
2	park	  
3	star	  
4	cart	  
5	car	  

Name _____







Write the name of each picture. Use the letter sounds to help you.

1	bar	2		3	barn
bar		car		barn	
4		5		6	
cart		park		arm	
7		8		9	
tar		card		star	

Name _____

Write the word that completes each sentence.





park car barn card hard farm

1		It is <u>hard</u> to find a pal like Mark.
2		We went to the <u>park</u> a lot.
3		Now his home is on a <u>farm</u> .
4		Mark likes to help in the <u>barn</u> .
5		We will go there in the <u>car</u> .
6		For now, I will send a <u>card</u> to Mark.

76 R-controlled Vowel: / ar / ar • Read and Write Words in Context Phonics Practice Book

Name _____






Circle and write the word that completes each sentence.

1		The cat <u>runs</u> with Ed's cap.	<input checked="" type="radio"/> runs <input type="radio"/> rung <input type="radio"/> run
2		Ed <u>looked</u> for the cap.	<input type="radio"/> looking <input type="radio"/> look <input checked="" type="radio"/> looked
3		Pam <u>called</u> Ed.	<input type="radio"/> calling <input type="radio"/> call <input checked="" type="radio"/> called
4		Pam was <u>smashing</u> Ed's cap!	<input type="radio"/> smash <input type="radio"/> smashed <input checked="" type="radio"/> smashing

Phonics Practice Book Inflections: -s, -ed, -ing • Read and Write Words in Context 77

Name _____










Circle and write the word that completes each sentence.

1		Did you see me <u>kicking</u> it?	kicks <input checked="" type="radio"/> kicking kicked
2		Tim <u>picks</u> them.	picking <input checked="" type="radio"/> picks pick
3		Now Tim is <u>packing</u> them.	packs packed <input checked="" type="radio"/> packing
4		Pam was <u>looking</u> for the cat.	look <input checked="" type="radio"/> looking looks
5		Then Pam <u>calls</u> the cat.	calling <input checked="" type="radio"/> calls called

78 Inflections: -s, -ed, -ing • Read and Write Words in Context Phonics Practice Book

Name _____

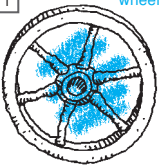








Color each picture whose name begins with the sounds /kw/.

1		queen	2		key	3		quiet
4		quilt	5		quarter	6		web
7		cat	8		quack! quack	9		question mark

Phonics Practice Book Digraph: / kw / qu • Phonemic Awareness 79






Name _____

Color each picture whose name begins with the sound **wh**.

1  wheel	2  ship	3  whisper
4  thirty	5  fox	6  whistle
7  whale	8  quilt	9  whiskers






Name _____

Look at each picture. Circle and write the word that completes the sentence.

1 	Tom will mix and _____ whip	whiz <input checked="" type="radio"/> whip quack
2 	Kim can _____ the ball. whack	when quiz <input checked="" type="radio"/> whack
3 	I have lots of _____ quills	<input checked="" type="radio"/> quills quits whiffs
4 	Can you tell _____ one quacks? which	quick wham <input checked="" type="radio"/> which
5 	There is a _____ on the bed. quilt	<input checked="" type="radio"/> quilt quack when


Name _____







Circle the sentence that goes with each picture.

1 	This is when we have lunch. Let's quack like a duck. Did you pitch that in the trash?
2 	We quit dashing to the ship. We have to check the fish. <input checked="" type="radio"/> We rush to catch the bus.
3 	They brush the dog's quilt. <input checked="" type="radio"/> The dog gets a quick bath. The dog will have a quiz.
4 	<input checked="" type="radio"/> This dish is for the chicks. The chicks are on a branch. They have a quilt for the fish.
5 	Quit quacking! They can quack! <input checked="" type="radio"/> They are so quick!

Name _____

Double the final letter of most words with short vowels before adding **ed**.
Double the final consonant and add **ed** to each word.
Then trace the rest of the word. Read the words.

 pop + p + ed = popped

1 	2 
hopped	patted
3 	4 
mopped	tagged
5 	6 
stopped	skipped

Name _____

Double the final consonant of most words with short vowels before adding **ing**.
Double the final consonant and add **ing** to each word.
Then trace the rest of the word. Read the words.



pop + p + ing = popping

1 sitting	2 hopping
3 napping	4 patting
5 hitting	6 digging

84

Inflection: -ing (CVC) • Write Words

Phonics Practice Book

Name _____

Color each picture whose name has the vowel sound /ûr/.

1 girl	2 bib	3 shirt
4 duck	5 bird	6 pan
7 curl	8 stir	9 nurse

Phonics Practice Book

R-controlled Vowels: /ûr / er, ir, ur • Phonemic Awareness

85

Name _____

Write **er** to complete each picture name that has the vowel sound /ûr/. Then trace the rest of the word.

1 herd	2 bell	3 fern
---------------	---------------	---------------

Write **ir** to complete each picture name that has the vowel sound /ûr/. Then trace the rest of the word.

4 pig	5 bird	6 girl
--------------	---------------	---------------

Write **ur** to complete each picture name that has the vowel sound /ûr/. Then trace the rest of the word.

7 hurt	8 turn	9 sun
---------------	---------------	--------------

86

R-controlled Vowel: /ûr / er, ir, ur • Write Words

Phonics Practice Book

Name _____

Read each word. Color the picture it names.

1 hurt	 hot	 horse	 hurt
2 bird	 bird	 barn	 bed
3 fern	4 4 four	 fan	 fern
4 shirt	 shirt	 ship	 shelf
5 turn	 tar	 turn	 ten







Phonics Practice Book

R-controlled Vowels: /ûr / er, ir, ur • Blending

87

Name _____

Circle the sentence that tells about the picture.


1		They find forks in a barn. They pick corn on a farm. They see cars next to the curb.
2		The dogs see a cart in the yard. The dogs start going north. The dogs bark at the stars.
3		This bird can see in the dark. This shirt got torn. The storm will start now.
4		The thorns are sharp. The bird has no horns. The first one has no fur.
5		Make a mark on the chart. Turn the short one now. Stir this with the fork.
6		The corks go back and forth. They perch in the ferns. They march as he plays a horn.

Name _____

Add **er** to each word. Then trace the rest of the word.
Circle the one in each picture that the word tells about.


1

faster



2

sweeter



Add **est** to each word. Then trace the rest of the word.
Circle the one in each picture that the word tells about.

3

tallest








4

highest















Name _____

Circle and write the word that completes each sentence.

1		The truck is <u>bigger</u> than the car.	big biggest <u>bigger</u>
2		The truck parked in the back is <u>taller</u> .	<u>taller</u> tall tallest
3		That truck is the <u>fastest</u> of them all.	fast <u>fastest</u> faster
4		Which car is the <u>oldest</u> ?	older old <u>oldest</u>
5		My car is <u>smaller</u> than your car.	smallest <u>smaller</u> small






Name _____

Color each picture whose name has two syllables.

1	 needle	2	 bottle	3	 tree
4	 box	5	 saddle	6	 turtle
7	 kettle	8	 fan	9	 pickle
10	 apple	11	 waffle	12	 whistle

Name _____

Write **le** to complete each word. Then draw a line from the word to the picture it names.

1	saddl le	
2	pickl le	
3	kettl le	
4	appl le	
5	bottl le	

92 Syllable: /əl / -le • Write Words

Phonics Practice Book

Name _____

Read the story. Write words from the story to complete the sentences.



CHUCKLES

My cat makes me giggle. So I call him Chuckles. When I pick Chuckles up, he will not wiggle or jiggle. He likes to cuddle and snuggle on my lap. As long as I have Chuckles, I will not grumble.

1. Chuckles makes the girl giggle.
2. The cat likes to cuddle and snuggle.
3. The girl will not grumble with Chuckles.







Phonics Practice Book

Syllable: /əl / -le • Read and Write Words in Context

93

Name _____

Circle and write the word to complete the sentence.





1		This man can <u>tumble</u> .	bubble <u>tumble</u> marble
2		The stars <u>sparkle</u> .	purple candle <u>sparkle</u>
3		That <u>handle</u> is hot!	<u>handle</u> saddle pickle
4		My belt has a big <u>buckle</u> .	<u>buckle</u> turtle bottle
5		The bells can <u>jingle</u> .	gobble <u>jingle</u> sample
6		Look at him <u>juggle</u> !	thimble <u>juggle</u> single

94 Syllable: /ɪ / -le • Read and Write Words in Context.

Phonics Practice Book

Name _____

Circle the word that completes the sentence. Then write the word.

1		Dan <u>patted</u> Tip.	part <u>patted</u> packed
2		Tip <u>hopped</u> up on Dan.	<u>hopped</u> hop hopping
3		Dan <u>slipped</u> .	slipping slept <u>slipped</u>
4		Dan and Tip <u>stopped</u> for a dip.	<u>stopped</u> stops stopping

Phonics Practice Book


Inflection: -ed (CVC) • Read and Write Words in Context

95

Name _____

Read the rhyme. Then answer the question.


Go, Friends, Go!



Friends are nodding
and tapping.
Hands are snapping
and clapping.
Friends are spinning
and dipping.
Friends are tipping
and skipping.
We are hopping.
We are not stopping!

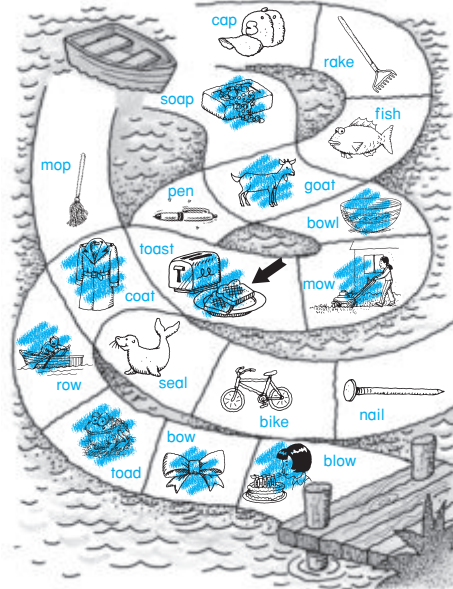
What are the friends doing?

The friends are dancing.



Name _____

Help the _____ go over the _____. Color the pictures whose names have the long o vowel sound.



Name _____

Boat has the long o sound. Write **oa** to complete each word that has the same sound. Then trace the rest of the word.

1 coat coat	2 soap so oa p	3 cot c oa t
4 toad to oa d	5 box b o x	6 goat g oa t

Bow has the long o sound. Write **ow** to complete each word that has the long o sound. Then trace the rest of the word.

7 snow s no w	8 pot p o t	9 bowl b ow l
--------------------------------	------------------------------	--------------------------------






Name _____

Read each word. Color the picture it names.

1 boat
2 soap
3 coat
4 bowl
5 toad










Name _____

Circle the name of each picture. Then write the word.

1  got get <u>goat</u>	2  <u>mow</u> man mop	3  sop <u>soap</u> sip
4  bell box <u>bowl</u>	5  <u>coat</u> cat cot	6  lad <u>load</u> log
7  rod <u>road</u> rose	8  snap <u>snow</u> sock	9  bet bat <u>boat</u>







Name _____

Read the name of the first picture in each row. Write the other picture names.

1  boat		 goat
2  snow	 bow	 mow
3  load	 road	 toad

Name _____

Circle the word that completes each sentence. Then write the word.


1 	Can he <u>blow</u> them all out?	slow row <u>blow</u>
2 	<u>Show</u> us what what you got from Joan.	<u>Show</u> Low Snow
3 	Do you think they will <u>glow</u> in the dark?	flow <u>glow</u> mow
4 	How much have you <u>grown</u> ?	thrown <u>grown</u> flown
5 	What a big <u>boat</u> !	oat goat <u>boat</u>
6 	I would like some <u>toast</u> .	boast <u>toast</u> coast

Name _____

Help the sheep get to the pig. Color the pictures whose names have the long e vowel sound.

Name _____

Read each word. Color the picture it names.

1	peel	pen	peel	
2	leaf	leaf	line	leg
3	feet	face	fence	feet
4	team	ten	team	toad
5	seal	soap	sun	seal

104

Long Vowel: /ē / e, ea, ee • Blending

Phonics Practice Book

Name _____

Circle the name of each picture. Then write the word.

1	bed boat bead	2 seed sell sad	3 beak best back
4 peel pill pet peel	5 he hen he heat	6 meal melt me	
7 sheep shed sheep ship	8 feet fast felt feet	9 read road read rest	

© Harcourt

Phonics Practice Book

Long Vowel: /ē / e, ea, ee • Read and Write Words

105

Name _____

Read the story. Then answer the question.

A DAY AT THE BEACH



One day we went to the beach. We saw that the beach was not clean. We all put the trash in green bags.

We had our meal near a big tree. Jean said that she saw a seal. Lee saw three bees.

Then it was time to go. But first we needed to make the beach clean and neat. Next week we will come back to this beach by the sea.

Why did they clean the beach?

Possible response: They cleaned the beach because it was dirty.





106

Long Vowel: /ē / e, ea, ee • Read and Write Words in Context

Phonics Practice Book

Name _____

Read the sentences about each picture. Trace the contraction that stands for the underlined words.

1	 I + have = I've I've had some milk. I've had some milk.
2	 You + have = you've You've run so fast! You've run so fast!
3	 We + are = We're We're going to have fun! We're going to have fun!
4	 You + are = You're You're a good dog. You're a good dog.

© Harcourt

Phonics Practice Book

Contractions: 've, 're • Read and Write Words in Context

107

© Harcourt

Name _____

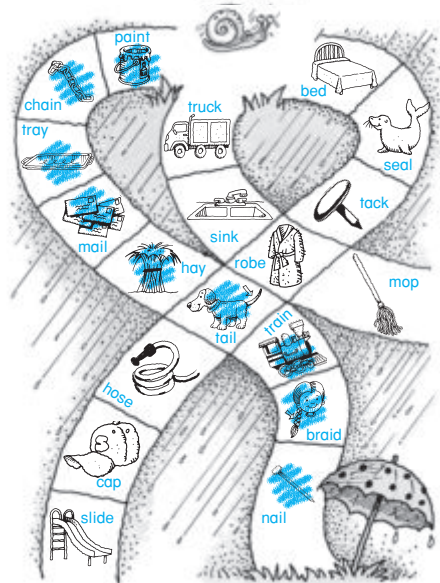
Look at each picture and read the sentence. Write the contraction that stands for the underlined words.



1		<u>We have</u> played all day. We've played all day.
2		<u>You are</u> hot. You're hot.
3		<u>I have</u> had a rest now. I've had a rest now.
4		They <u>are going</u> again. They're going again.

Name _____

Help the get out of the . Color the pictures whose names have the long a vowel sound.



Name _____

Mail has the long a sound. Write **ai** to complete each word that has the same sound. Then trace the rest of the word.

1	pail	2	rain	3	van
pail		rain		van	
4	bat	5	paint	6	snail
bat		paint		snail	

Jay has the long a sound. Write **ay** to complete each word that has the same sound. Then trace the rest of the word.

7	day	8	play	9	pan
day		play		pan	


Name _____

Circle the sentence that tells about the picture.

1		This is the day to play with Kay. This is the way to Main Street. This is the mail for Ray Green.
2		Gail has a braid. Gail has a pain. Gail has some clay.
3		Ray stays away. Ray waits all day. Ray pays for the nails.
4		The snail makes a trail. The pail may sail away. The chain is on a train.
5		Let's pay for this tray. Let's play in this hay. Let's paint this gray.
6		He may bring in the mail! He got paint on his tail! He put grain in his pail!

Name _____

Do what the sentences tell you. Then circle the words that have the long **a** sound.



1. Give the painter a pail of paint.
2. Find the tray. Color the plain cake on the tray.
3. Kay has braids and likes to play. Write Kay next to her.
4. Mrs. Day brings the mail. Write Mrs. Day next to her.
5. Jay has a boat. Put a sail on it.
6. Find the gray dog that waits. Put a tail on him.












Long Vowel: / ā / ai, ay • Read Words in Context

Phonics Practice Book

Name _____

Write the word for each picture. The first word in each row can help.

1	 jay	 hay	 tray
2	 mail	 nail	 pail
3	 chain	 rain	 train










Phonics Practice Book

Phonograms: -ay, -ain, -ail • Write Words



Name _____

Circle the name of each picture. Then write the word.

1	 pail pan pay pail	2	 chain chin cheap	3	 hay hat hail
4	 jam jay jeans	5	 braid branch bray	6	 rang raid rain
7	 mail main meal	8	 trap trail train	9	 soap say sail

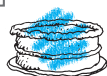





















Phonograms: -ay, -ain, -ail, -aid • Write Words

Phonics Practice Book

Name _____

Say the names of the pictures in each row. Color the pictures whose names rhyme and have the long **a** sound.

1	 cake	 hat	 five	 rake
2	 pen	 tape	 goat	 grape
3	 plate	 seal	 gate	 fish
4	 game	 frame	 kite	 pan
5	 bat	 wave	 bee	 cave

Phonics Practice Book

Long Vowel: / ā / a-e • Phonemic Awareness



Name _____



Gate has the long **a** sound. Write **a** in the middle and **e** at the end of each word that has the same sound. Then trace the rest of the word. Read the words.

1 wave wave	2 tape tape	3 cat c t
4 can c n	5 snake snake	6 game game
7 flag fl g	8 rake rake	9 skate skate
10 cane cane	11 bag b g	12 cake cake

116

Long Vowel: /ā / a-e • Write Words

Phonics Practice Book

Name _____

Circle the name of each picture. Then write the word.

1 rake rag rack rake	2 gate gate gape got	3 shave shave shack ship
4 cane can cane coat	5 tape tape tap top	6 game goat gas game
7 grape grape grab grow	8 snake snack sneak snake	9 plate plane plate plot

Phonics Practice Book

Long Vowel: /ā / a-e • Read and Write Words

117

Name _____

Circle the sentence that tells about each picture.

1 	<p>We put on capes. <input type="checkbox"/> We can't skate now. <input type="checkbox"/> We are on a plane.</p>
2 	<p>We like to wade in the lake. <input type="checkbox"/> We like to bake a cake. <input type="checkbox"/> We like the same game.</p>
3 	<p><input type="checkbox"/> Jake adds his name. <input type="checkbox"/> Jake waves to Kate. <input type="checkbox"/> Jake shakes a cane.</p>
4 	<p>Kate reads a tale. <input type="checkbox"/> Kate came in the gate. <input type="checkbox"/> Kate gave Jake a frame.</p>
5 	<p>Jake is late for the game. <input type="checkbox"/> Kate made a snake shape. <input type="checkbox"/> Kate and Jake take some tape.</p>
6 	<p>Kate and Jake ate cake. <input type="checkbox"/> The grapes are on a plate. <input type="checkbox"/> The plate is in a cave.</p>

118

Long Vowel: /ā / a-e • Read Words in Context

Phonics Practice Book

Name _____

Write the word for each picture. The first word in each row can help.

1 snake	rake	cake
2 skate	gate	plate
3 plane	cane	mane

Phonics Practice Book

Phonograms: -ake, -ate, -ane • Write Words

119

Name _____


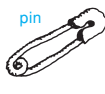


















Read the sentence. Use the underlined word to help you choose the word that completes the sentence. Write the word. Then draw a picture about the sentence.

plate trade cake lake

1	I can <u>bake</u> a <u>cake</u> .	
2	I <u>ate</u> everything on my <u>plate</u> .	
3	I <u>made</u> a good <u>trade</u> .	
4	I like to <u>wade</u> in the <u>lake</u> .	













Name _____

Say the names of the pictures in each row. Color the pictures whose names rhyme and have the long i sound.

1	 mice	 pin	 ice	 egg
2	 rope	 nine	 fan	 line
3	 five	 sock	 pig	 hive
4	 soap	 pine	 vine	 cat
5	 kite	 ship	 truck	 bite

Name _____



9 **nine** has the long i sound. Write **i** in the middle and **e** at the end of each word that has the same sound. Then trace the rest of the word.

1	 nine	2	 rake	3	 hive
4	 pin	5	 vine	6	 dive
7	 kite	8	 bike	9	 game
10	 hit	11	 five	12	 line

Name _____

Do what the sentences tell you.









1. (Mike Miles rides) a (bike). Make a box around (Mike Miles).
2. What is a (mile) up?  Color it.
3. Do you see a (kite)?  Make it the same color as the (vine).
4. Find the (pile) of pumpkins. Add one more to make (nine).
5. (Spike) the cat (likes) to (hide). Make a (line) under (Spike). Put another cat by (Spike's) side.

Now circle the words that have the long i sound.

Name _____

Underline the word that answers the question. Then write the word.










1		A <u>can</u> or a cane?	<u>can</u>
2		A bed or a <u>bead</u> ?	<u>bead</u>
3		A kit or a kite?	<u>kite</u>
4		A cot or a <u>coat</u> ?	<u>coat</u>
5		A <u>pad</u> or paid?	<u>pad</u>
6		Ran or <u>rain</u> ?	<u>rain</u>
7		Rid or <u>ride</u> ?	<u>ride</u>
8		A <u>pin</u> or a pine?	<u>pin</u>

Name _____

When a word ends with **e**, drop the **e** before adding **ed**. Write words that tell about the past. Drop the **e** and add **ed** to each word.



chase - e + ed = chased

1		2		3	
chase	wave	close			
chased	waved	closed			
4		5		6	
smile	like	joke			
smiled	liked	joked			
7		8		9	
shave	skate	trade			
shaved	skated	traded			

Name _____

When a word ends with **e**, drop the **e** before adding **ing**. Write new words. Drop the **e** and add **ing** to each word.















chase - e + ing = chasing

1		2		3	
chase	trade	ride			
chasing	trading	riding			
4		5		6	
wave	joke	come			
waving	joking	coming			
7		8		9	
shave	close	give			
shaving	closing	giving			

Name _____










Rope has the long **o** sound. Write **o** in the middle and **e** at the end of each word that has the same sound. Then trace the rest of the word.



1		2		3	
rope	bone	mop			
rope	bone	mop			
4		5		6	
pole	pot	rose			
pole	pot	rose			
7		8		9	
top	robe	cone			
top	robe	cone			
10		11		12	
nose	box	hole			
nose	box	hole			

Name _____

Circle the name of each picture. Then write the word.

1 nose  nod nest nose	2 rope  rope rock row	3 mole  meal mole mop
nose	rope	mole
4 note  not net note	5 cone  can cone cane	6 robe  rob robe rub
note	cone	robe
7 rose  rods road rose	8 pole  pal pole pill	9 bone  bean bun bone
rose	pole	bone

128

Long Vowel: / ɔ / o-e • Read and Write Words

Phonics Practice Book

Name _____

Write the word that completes each sentence.

hose bone joke
mole hope hole



- I have a big bone.
- I will put it in this hole.
- Joan went to get the hose.
- I hope she did not see me.
- I'll say a mole did it.
- Will she smile at my joke?

Phonics Practice Book

Long Vowel: / ɔ / o-e • Read and Write Words in Context

129

Name _____

Write the word that names each picture.

goat rope kite cake hole hay
train bowl tree cone leaf rose

1  cone	2  train	3  kite
4  rope	5  goat	6  cake
7  leaf	8  rose	9  tree
10  hay	11  bowl	12  hole










130

Long Vowels • Review

Phonics Practice Book

Name _____

Write the word for each picture. The first word in each row can help.

1  hose	 nose	 rose
2  bone	 stone	 cone
3  mole	 pole	 hole

Phonics Practice Book

Phonograms: -ose, -one, -ole • Write Words

131

© Harcourt




Name _____

Read the sentence pairs. Use the underlined word in the first sentence to think of a word to complete the second sentence. Write the word. Then draw a picture about the sentence.




1	I saw a <u>mole</u> .	
	It peeked out of its <u>hole</u> .	
2	Bob and I spoke.	
	I was telling him a <u>joke</u> .	
3	I started to poke it.	
	Then I <u>broke</u> it.	
4	I sniff at the rose.	
	It tickles my <u>nose</u> .	

Name _____

Write **c** to complete each word. Read the word and draw a line to the picture it names.




1	<u>c</u> ircus	
2	<u>c</u> ircle	
3	<u>c</u> enter	

Write **ce** to complete each word. Read the word and draw a line to the picture it names.




1	<u>ce</u>	
2	<u>ce</u>	
3	<u>ce</u>	

Name _____

Write **g** to complete each word. Read the word and draw a line to the picture it names.




1	<u>g</u> em	
2	<u>g</u> entle	
3	<u>g</u> erbil	

Write **dge** to complete each word. Read the word and draw a line to the picture it names.







1	<u>dge</u>	
2	<u>dge</u>	
3	<u>dge</u>	

Name _____

Write **c** or **g** to complete the picture name. Then trace the rest of the word. Read the words.







1	 gem	2	 circle	3	 circus
	<u>g</u> em		<u>c</u> ircle		<u>c</u> ircus

Write the letter that completes the picture name. Then trace the rest of the word.

1	 bridge	5	 wedge	6	 dance
	<u>br</u> idge		<u>w</u> edge		<u>d</u> ance
7		8	 mice	9	 stage
	<u>r</u> ace		<u>m</u> ice		<u>s</u> tage

Name _____

Circle the sentence that goes with the picture.

1		Ed and Marge like to dance. Ed cannot find his gerbil. Ed and Marge will have a race.
2		This is a slice of fudge. This is a wedge of cheese. This is the edge of a large ledge.
3		What is the price of this bag? What is the bridge doing here? Where is the shopping center?
4		Madge will not dance with the prince. Madge and I went to the circus twice. Madge and Midge are such nice mice.
5		The bridge is a place to prance. The bridge goes across a river. The bridge goes across a ledge.
6		Do this to ice a large cake. Do this to get a badge. Do this to get rid of germs.













Name _____

Circle and write the contraction that completes each sentence.

1		I'll get this for my bird.	I'm I'll I've
2		It doesn't cost much.	doesn't they'll weren't
3		It's our turn next.	Isn't It's I'm
4		He'll add up our bill.	Hasn't He's He'll
5		It wasn't too big to fit.	haven't wasn't you'll
6		Let's go home.	Didn't Let's Can't

Name _____

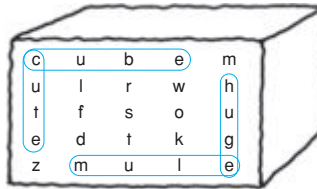
Color the hat if the contraction stands for the two words below it.

1		2		3	
4		5		6	
7		8		9	
10		11		12	

Name _____





Find the long u words in the puzzle. Circle them. Some words go across. Some words go down.

mule cute huge cube



c u b e m
 u l r w h
 t f s o u
 e d t k g
 z m u l e


Now write the word that goes with the picture.

1		cube	2		mule
3		cute	4		huge

Name _____

Write the word that completes each sentence.

huge use cute
mule cube



- The mule is in the garden.
- Luke will use his cap to chase it out.
- The ducklings are cute.
- One duckling thinks the horse is huge.
- Mom puts an ice cube in the pitcher.







Name _____

Read and write each word. Add an e to the end to make a word with a long vowel sound. Draw a picture for each new word.

	Possible responses:	Drawings will vary.
1 tub	<u>tube</u>	
2 can	<u>cane</u>	
3 cut	<u>cute</u>	
4 rob	<u>robe</u>	
5 pin	<u>pine</u>	
6 cub	<u>cube</u>	

Name _____

Circle the sentence that tells about the picture.

1 	Dave shows her a goat. Jake eats his meal. <u>Mike will take the mail.</u>
2 	<u>A snake meets a snail.</u> A seal dreams of the sea. A cute snail eats a cake.
3 	The jay sees a kite. He plays with the flute. <u>He has a seed in his beak.</u>
4 	The dog eats ice cubes. <u>The dog's bone floats away.</u> The dog's nose is yellow.
5 	<u>Look what the mule uses to see!</u> The mule can play a tune! A mule gets sweet green grapes.
6 	Rose paints a gate gray. Joan uses soap on the sheep. <u>Kate makes a goat from clay.</u>

Name _____

Add ed to the words below to make new words. Read the words.

<u>move</u>	<u>hope</u>
<u>moved</u>	<u>hoped</u>
<u>surprise</u>	<u>dance</u>
<u>surprised</u>	<u>danced</u>

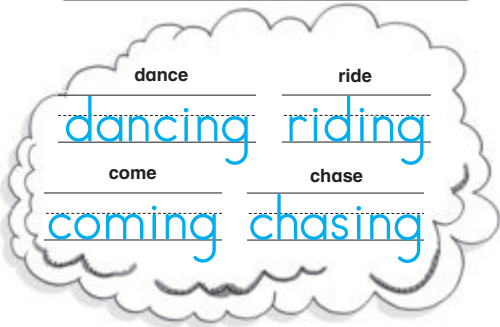
Now use the words you wrote to complete the story.

 The Day of the Ducks

- One day some ducks moved into a house.
- That surprised me! 
- Three little ducks danced together.
- I hoped we could all be friends.

Name _____

Add **ing** to the words below. Then use the words you wrote to complete the sentences.



1. Look! My book friends are coming out.
2. One is riding a horse.
3. One is chasing her sheep.
4. One is dancing with a mouse.









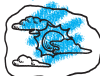





Inflection: -ing (CVCe) • Read and Write Words in Context

Phonics Practice Book

Name _____

Read each word. Color the picture it names.

1 cry	 cry	 cup	 leaf
2 tie	 goat	 tie	 pig
3 sky	 cake	 fish	 sky
4 fry	 fry	 fox	 tree

Phonics Practice Book

Long Vowel: /i/ y / ie • Blending



Name _____



The **y** in **shy** and the **ie** in **lie** both stand for the long i sound. Write the word that completes each sentence.

tie fly pie try sky



1. Birds can fly.
2. They go up in the sky.
3. I'll tie these wings to my shell.
4. Then I'll give it a try.
5. Oh my! Don't cry. Have some pie.



Long Vowel: /i/ y, ie • Read and Write Words in Context

Phonics Practice Book

Name _____



The **igh** in **right** stands for the long i sound. Write the word that completes each sentence.

light high night fright bright



1. One night I woke up.
2. I saw a light in the sky.
3. The light was very bright.
4. It gave me a fright.
5. It was a plane high up in the sky!










Phonics Practice Book

Long Vowel: /i/ igh • Read and Write Words in Context



Name _____

Circle the name of each picture. Then write the word.

1 sigh  sip sea sigh	2 light  light list lie	3 fright  frog fright fry
4 bright  bring bite bright	5 high  high hug hide	6 tight  tag tight tie
7 right  ring right ride	8 night  nine nest night	9 flight  flight flip float

148





Long Vowel: /i/ igh • Read and Write Words

Phonics Practice Book

Name _____

Look at each picture, and read the sentence. Write the contraction that stands for the underlined words.

I would = I'd **they would = they'd**
we have = we've **you are = you're**

1 	You are not going to sit down, are you? You're not going to sit down, are you?
2 	Yes, <u>we have</u> danced all night. Yes, we've danced all night.
3 	But <u>I would</u> like to dance more. But I'd like to dance more.
4 	I wish <u>they would</u> dance with me! I wish they'd dance with me!

Phonics Practice Book

Contractions: 've, 'd, 're • Read and Write Words in Context

149

Name _____

Read each sentence. Circle the two words the contraction stands for.



- | | |
|--|------------------------------|
| 1. This tree <u>isn't</u> very big. | is not
can not |
| 2. <u>We're</u> going to plant it here. | We have
We are |
| 3. <u>You've</u> found a good place. | You have
They have |
| 4. It <u>couldn't</u> be better. | could not
did not |
| 5. <u>She'll</u> get some water for it. | She is
She will |
| 6. <u>I'd</u> like to help, too. | I would
He would |
| 7. <u>It's</u> fun to plant a little tree! | It will
It is |









150

Contractions • Review

Phonics Practice Book

Name _____

Write **ow** if the picture name has the vowel sound /ou/. Then trace the rest of the word.
owl

1  cow cow	2  clown clown
3  field field	4  crowd crowd
5  bow bow	6  toast toast
7  crown crown	8  town town

Phonics Practice Book

Vowel Diphthong: /ou/ ow • Write Words

151

Name _____

Circle and write the word that completes the sentence.

1	We like to get <u>out</u> and go to <u>town</u>	team <u>town</u> ten
2	We look <u>around</u> . Why is there a <u>crowd</u> ?	crown crate <u>crowd</u>
3	"Look!" I <u>shout</u> . "It's a <u>clown</u> !"	clean <u>clown</u> clam
4	I <u>found out</u> <u>how</u> he jumps so high.	<u>how</u> howl home
5	We <u>shout out loud</u> and he takes <u>bow</u> down	brown <u>bow</u> down

Now go back and read the sentences. Circle and say the words with **ou**.


152

Vowel Diphthong: / ou / ow, ou • Read and Write Words in Context


Phonics Practice Book

Name _____

Change the first letter in **now** to make new words. Write the words. Draw a picture for each new word.

1	 <u>now</u>	2	<u>cow</u>
3	<u>bow</u>	4	<u>wow</u>

Add letters to the beginning of **out** to make new words. Write the words. Draw a picture for each new word.

5	 <u>out</u>	6	<u>shout</u>
7	<u>pout</u>	8	<u>scout</u>


Phonics Practice Book

Phonograms: -ow, -out • Write Words


153

Name _____

Change the first letter in **down** to make new words. Write the words. Draw a picture for each new word.

1	 <u>down</u>	2	<u>town</u>
3	<u>clown</u>	4	<u>brown</u>

Change the first letter in **found** to make new words. Write the words. Draw a picture for each new word.

5	 <u>found</u>	6	<u>ground</u>
7	<u>sound</u>	8	<u>round</u>

154

Phonograms: -own, -ound • Write Words

Phonics Practice Book

Name _____

The **y** in **puppy** and the **ie** in **puppies** both stand for the long **e** sound. Write the word that completes each sentence.

puppy
puppies

field sunny bunny happy bunnies



- Billy the bunny looked outside.
- It was sunny out.
- He called all the bunnies.
- Now they are all in the field.
- They are happy bunnies.





Phonics Practice Book

Long Vowel: / ē / y, ie • Read and Write Words in Context

155

Name _____

Circle the name of each picture. Then write the word.

1  happen <u>happy</u> hopping <u>happy</u>	2  <u>field</u> filled felt <u>field</u>	3  puppies puppets pumps <u>puppies</u> <u>puppies</u>
4  supper sudden <u>sunny</u> <u>sunny</u>	5  snort sneak <u>snowy</u> <u>snowy</u>	6  pens ponds <u>pennies</u> <u>pennies</u>
7  <u>chief</u> chain chill <u>chief</u>	8  mutter <u>muddy</u> muddle <u>muddy</u>	9  <u>chilly</u> chicks chuckle <u>chilly</u>

156

Long Vowel: / ē / y, ie • Read and Write Words

Phonics Practice Book

Name _____

Draw lines to show which words go together.

1 Words About the Sky sun / stary cloud / sunny star / cloudy	2 Words About An Animal fur / jumpy jump / puppy pup / furry	3 Words About a Field grass / lumpy rock / grassy lump / rocky
---	--	--

Now draw a picture. Show the sky and an animal in a field. Draw yourself in the picture, too. Then circle the words in the boxes above that tell about your picture.

Drawings will vary.

Phonics Practice Book

Long Vowel: / ē / y, ie • Read Words

157

Name _____

Read the story. Then use words from the story to complete the sentences.

A Silly Story

Bobby Dog and his buddy hurry into the city.
Bobby's pal is a seal, and her name is Kitty!
They see Donny Duck and a pig named Bunny.
Bunny put on a wig and looks ever so funny!
Do you think this story is much too silly?
Well, I can tell you another about a bunny named Tillie!

1. Bobby and Kitty hurry into the city.

2. The duck's name is Donny.

3. The pig's name is Bunny.

Write your own silly story. Draw silly pictures, too.



158

Long Vowel: / ē / y, ie • Read and Write Words in Context



Phonics Practice Book

Name _____

Add **es** to some words to tell about more than one. If a word ends with **y**, change the **y** to **i** before adding **es**. Look at the word that tells about one. Change the **y** to **i** and add **es** to write a word that tells about more than one.

1  family <u>families</u>	2  baby <u>babies</u>
---	---

Add **es** to some words that tell about now. If a word ends with **y**, change the **y** to **i** before adding **es**. Look at the word that tells about now. Change the **y** to **i** and add **es** to write a word that tells about now.

3  They fly. It <u>flies</u>	4  They try. He <u>tries</u>
---	--













Phonics Practice Book

Inflections: -es, -ed (Change y to i) • Read and Write Words

159

Name _____













Read and trace the first word. Add **er** and **est** to make new words. Don't forget to change the **y** to **i** before you add the endings.

1  happy happy happier happiest	 happier happier happier happiest	 happiest happiest happiest happiest
2  sunny sunny sunnier sunniest	 sunnier sunnier sunnier sunniest	 sunniest sunniest sunniest sunniest
3  silly silly sillier silliest	 sillier sillier sillier silliest	 silliest silliest silliest silliest
4  snowy snowy snowier snowiest	 snowier snowier snowier snowiest	 snowiest snowiest snowiest snowiest

160 Inflections: -er, -est (Change y to i) • Read and Write Words Phonics Practice Book

Name _____







Circle the word that names the picture. Then write the word.

1  boot boot boat ball boot tooth	2  tooth tooth tooth tooth tooth tooth	3  new no new now new now
4  chew chew check chop chew hoot	5  hoot hoot hoot hoot hoot hoot	6  broom brick broke broom broom broom
7  flow flew float flew float	8  soon spin spoon spoon spoon spoon	9  moon moan man moon moan man
10  got goose goat goose goat	11  blur boost blew blew blew blew	12  threw toot throne threw toot throne

Phonics Practice Book Vowel Diphthong: / 65 / oo, ew • Read and Write Words 161

Name _____









Circle the sentence that tells about the picture.

1 	Let's sit in the boat. Let's get some new boots. <u>Let's sit in the booth.</u>
2 	<u>Look at that big moon!</u> Look at that big moose! Look at the bright sun!
3 	I will get a few apples. <u>I will get a new bag.</u> I like this new coat.
4 	Lewis scoops it up with a fork. Lewis will get home soon. <u>Lewis mixes it with a spoon.</u>
5 	<u>My pet bird likes this food.</u> My pet bird sleeps in a boot. My pet is a big, tall moose.
6 	All the birds perched in the tree. <u>All the birds flew away.</u> All the birds swam in the pond.

162 Vowel Diphthong: / 65 / oo, ew • Read Words in Context Phonics Practice Book

Name _____







Complete each group of sentences. Write words that end with **ool** and **ew**.

1  cool He is not <u>cool</u> .	2  new It is not <u>new</u> .
3  tool This is a <u>tool</u> .	4  blew The wind <u>blew</u> .
5  stool Sit on the <u>stool</u> .	6  drew Look what I <u>drew</u> .
7  pool Swim in the <u>pool</u> .	8  flew The birds <u>flew</u> .

Phonics Practice Book Phonograms: -ool, -ew • Write Words 163

Name _____

Circle the sentence that tells about each picture.

1 	We'd hop if we could. I'd like you to hop in. You're hopping away.
2 	We're playing a game. They've been swimming. You're a good dancer.
3 	You're not going to find the bag. We'd better get up now. He'd packed his lunch in the bag.
4 	They're going to hop back in the pot! We've seen a pot hop! They've popped out of the pot!
5 	I've dropped the can. You're making a big mess. I'd like something to drink.
6 	You've come to a hot place. You're a good skater. You'd be cold in this place.

Name _____

The i in hi stands for the long i sound. Write the word that completes each sentence.

find child I grind kind








- Who will help me grind this wheat?
"_____"
- "Not I, said the pig.
- Can the hen find some help?
"_____"
- A child helps the hen.
"_____"
- "You are very kind, says the hen.

Name _____





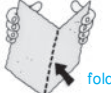




Write the word that completes each sentence.

find I wild kind behind

1 	My cat Spike _____ is a little bit <u>wild</u> .
2 	He likes to hide _____ <u>behind</u> things.
3 	Other cats always _____ <u>find</u> him!
4 	One time, _____ saw that Spike was sick.
5 	The vet was _____ very <u>kind</u> to him.






Name _____

Old has the long o sound. Write o to complete each word that has the same sound. Then trace the rest of the word.

1  <u>old</u>	2  <u>apple</u>	3  <u>cold</u>
<u>old</u>	<u>pple</u>	<u>cold</u>
4  <u>no</u>	5  <u>fold</u>	6  <u>fox</u>
<u>no</u>	<u>fold</u>	<u>f x</u>
7  <u>kite</u>	8  <u>sold</u>	9  <u>gold</u>
<u>kite</u>	<u>sold</u>	<u>gold</u>

Name _____

Circle and write the word that completes each sentence.

1		Can we <u>go</u> for a swim?	got <u>go</u> game
2		I will <u>fold</u> mine.	feed fog <u>fold</u>
3		I like to <u>roll</u> it up.	<u>roll</u> rock rail
4		The water is <u>cold</u> .	cot cost <u>cold</u>
5		Now <u>both</u> of us are warm!	box <u>both</u> bay

168

Long Vowel: / ɔ / o • Read and Write Words in Context

Phonics Practice Book

Name _____

Read and write the words in the box.

find hold wild kind told wind fold
cold child mind grind gold mild rind sold


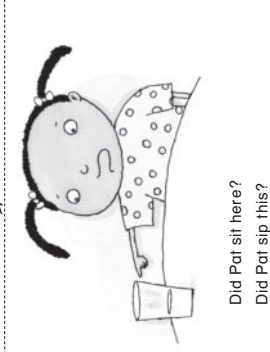

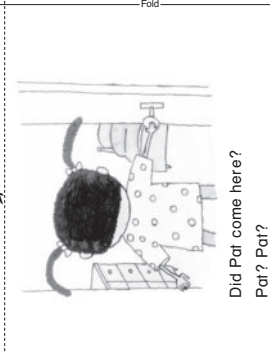
1	Words that End with <u>ind</u>	2	Words that End with <u>old</u>
	find kind wind mind grind rind		hold told fold cold gold sold
3	Words that End with <u>ild</u>		
	wild child mild		

Phonics Practice Book

Phonograms: -ind, -ild, -old • Read and Write Words

169


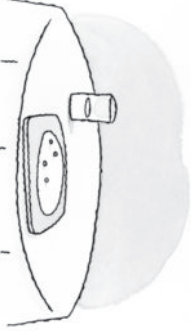

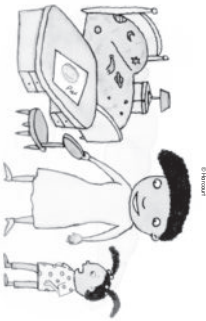
CUT-OUT FOLD-UP BOOKS

1		3	
	Where is Pat? Pat is here! Pat hid.		Did Pat sit here? Did Pat sip this?
8		6	
	Pat is here! Pat hid.		Did Pat come here? Pat? Pat?





Directions: Help your child cut out and fold the book.




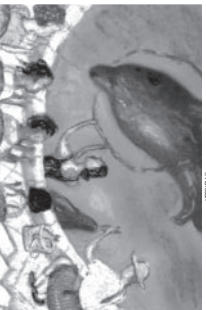
Cut-Out, Fold-Up Book 1 • Review

© Harcourt





<p>4</p>  <p>Did Dad see Pat? Did Tim see him?</p> <p>Fold</p>	<p>2</p>  <p>Where is Pat? Is Pat here?</p> <p>Fold</p>
<p>5</p>  <p>Sam has a cap. It is Pat's cap!</p>	<p>7</p>  <p>Look at this, Pam. Pat sat here.</p> <p>Directions: Help your child cut out and fold the book.</p>




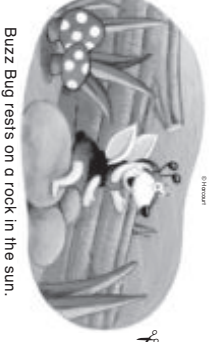
172 Cut-Out, Fold-Up Book 1 • Short Vowels: a /

<p>1</p>  <p>Fold</p>	<p>3</p>  <p>All the kids go in. What will the kids see?</p> <p>Fold</p>
<p>8</p>  <p>Thank you! We will come back soon.</p> <p>Directions: Help your child cut out and fold the book.</p>	<p>9</p>  <p>This isn't a pond. It is called a tank.</p> <p>173 Cut-Out, Fold-Up Book 2 • Review</p>

<p>4</p>  <p>All the kids get maps. They will not get lost.</p> <p>Fold</p>	<p>2</p>  <p>All the kids hop in. Off they will go!</p> <p>Fold</p>
<p>5</p>  <p>That is big! It's as big as a wall!</p>	<p>7</p>  <p>It will pass and dip, pass and dip. All the kids like it a lot!</p> <p>Directions: Help your child cut out and fold the book.</p>





174 Cut-Out, Fold-Up Book 2 • Review

<p>1</p>  <p>A Pet for Buzz Bug</p> <p>Fold</p>	<p>3</p>  <p>A hen will sit for a long, long time.</p> <p>Fold</p>
<p>8</p>  <p>Rocks do not run or eat bugs. "A rock is the best pet for me!" said Buzz Bug.</p> <p>Directions: Help your child cut out and fold the book.</p>	<p>9</p>  <p>A frog sits on a pad and eats bugs. A frog is not a good pet for a bug!</p> <p>175 Cut-Out, Fold-Up Book 3 • Review</p>

<p>4</p>  <p>A duck swims on a pond. It will swish and swim. It's not fun for a bug to swish and swim.</p> <p>Fold</p>	<p>2</p>  <p>Buzz Bug wants a big pet. "What if I get a pet hen?" asked Buzz Bug.</p> <p>Fold</p>
<p>5</p>  <p>A fox runs on the grass. A bug does not like to run fast like a fox.</p> <p>Fold</p>	<p>7</p>  <p>Buzz Bug rests on a rock in the sun. Rocks do not sit on eggs or swish and swim.</p> <p>Fold</p>





176 Cut-Out, Fold-Up Book 3 • Review

Directions: Help your child cut out and fold the book.

<p>Barb and the Corn</p>  <p>Fold</p>	<p>3</p>  <p>"Corn helps little birds grow," thinks Barb. "I will get a bunch of chicks!"</p> <p>Fold</p>
<p>6</p>  <p>Barb still has lots of corn left. "Do turtles like corn?" she thinks.</p> <p>Fold</p>	<p>6</p>  <p>The little birds chirp and chirp. "Quit it!" Barb tells them, but they aren't stopping.</p> <p>Fold</p>



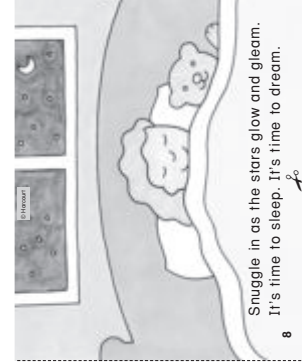

Directions: Help your child cut out and fold the book.

Cut-Out, Fold-Up Book 4 • Review

<p>5</p>  <p>Chicks perch on the road and in her garden. Chicks are sitting in her car!</p> <p>Fold</p>	<p>2</p>  <p>Barb has a big red barn that's bursting with corn.</p> <p>Fold</p>
<p>5</p>  <p>Barb calls all her farm friends. They are glad to get the chicks.</p> <p>Fold</p>	<p>7</p>  <p>The chicks gobble up lots of corn. Then they start munching on Barb's ferns!</p> <p>Fold</p>

178 Cut-Out, Fold-Up Book 4 • Review

Directions: Help your child cut out and fold the book.

<p>TIME TO DREAM</p>  <p>Fold</p>	<p>3</p>  <p>The sun sets at the end of the day. The birds in the trees see the sun's last ray.</p> <p>Fold</p>
<p>8</p>  <p>Snuggle in as the stars glow and gleam. It's time to sleep. It's time to dream.</p> <p>Fold</p>	<p>6</p>  <p>It's time to make the last catch of the day. Then we skip home. We can't stay and play.</p> <p>Fold</p>

Directions: Help your child cut out and fold the book.

Cut-Out, Fold-Up Book 5 • Review

182 Cut-Out, Fold-Up Book 6 • Review

Jo sat on the ground and cried. "Look what I've found!" June wowed to a train that made a loud sound.

5

It's too cold to wade now. June said with a sigh. "Let's take a stroll and find something new to try."

4

One bright sunny day, Jo and June hurried out. "Let's go play by the pond!" Jo said with a shout.

2

"Thanks so much!" said the girls. "Thanks for the food." Jo and June were polite and never, ever rude.

7

Directions: Help your child cut out and fold the book.

180 Cut-Out, Fold-Up Book 5 • Review

Rabbits eat sweet, green grass at the edge of the park. Then they race to their hole when it begins to get dark.

4

Hens cluck and chicks cheep. It's time to go home. It's time to sleep.

2

Frogs plunge into the lake for one last swim, before the sun fades and it begins to get dim.

5

The sun will go down without a trace, while we're all snug in a nice safe place.

7

Directions: Help your child cut out and fold the book.

181 Cut-Out, Fold-Up Book 6 • Review

It was time to go home. It was getting late. "Hi Mom!" said Jo as June opened the gate.

8

Jo and June went to visit Miss Annie. "Have some peaches," she said. "You both look quite hungry."

6

Next Jo and June went to visit Miss Annie. "Have some peaches," she said. "You both look quite hungry."

6

They raced over the field and down the trail. They were soon at the pond to see a boat sail.

3

Directions: Help your child cut out and fold the book.