

Spelling Practice Book

Grade 2

 **Harcourt**
SCHOOL PUBLISHERS

www.harcourtschool.com

Copyright © by Harcourt, Inc.

All rights reserved. No part of this publication may be reproduced or transmitted in any form or by any means, electronic or mechanical, including photocopy, recording, or any information storage and retrieval system, without permission in writing from the publisher.

Permission is hereby granted to individuals using the corresponding student's textbook or kit as the major vehicle for regular classroom instruction to photocopy entire pages from this publication in classroom quantities for instructional use and not for resale. Requests for information on other matters regarding duplication of this work should be addressed to School Permissions and Copyrights, Harcourt, Inc., 6277 Sea Harbor Drive, Orlando, Florida 32887-6777. Fax: 407-345-2418.

HARCOURT and the Harcourt Logo are trademarks of Harcourt, Inc., registered in the United States of America and/or other jurisdictions.

Printed in the United States of America

ISBN 10 0-15-349897-8

ISBN 13 978-0-15-349897-8

1 2 3 4 5 6 7 8 9 10 073 12 11 10 09 08 07 06

If you have received these materials as examination copies free of charge, Harcourt School Publishers retains title to the materials and they may not be resold. Resale of examination copies is strictly prohibited and is illegal.

Possession of this publication in print format does not entitle users to convert this publication, or any portion of it, into electronic format.

Contents

Making a Spelling Log	1
Study Steps to Learn a Word.....	2

THEME 1

Lesson 1 Short Vowels /a/a, /i/i.....	3
Lesson 2 Short Vowels /e/e, /o/o, /u/u	6
Lesson 3 Long Vowels /ā/a-e, /ī/i-e, /ō/o-e, /ū/u-e.....	9
Lesson 4 Long Vowel /ē/ee, ea	12
Lesson 5 Review	15

THEME 2

Lesson 6 Long Vowel /ī/ie, igh.....	19
Lesson 7 Long Vowel /ā/ai, ay.....	22
Lesson 8 r-Controlled Vowel /är/ar.....	25
Lesson 9 Long Vowel /ō/oa, ow	28
Lesson 10 Review	31

THEME 3

Lesson 11 Consonant Digraphs /ch/ch, tch; /sh/sh; /th/th.....	35
Lesson 12 Long Vowel /ē/ey, y.....	38
Lesson 13 Consonants /s/c, /j/g, dge.....	41
Lesson 14 r-Controlled Vowel /ûr/ir, ur, er, ear.....	44
Lesson 15 Review	47

THEME 4

Lesson 16 Consonant Digraphs /n/kn; /r/wr; /f/gh, ph.....	51
Lesson 17 Short Vowel /e/ea.....	54
Lesson 18 Vowel Diphthong /oi/oi, oy.....	57
Lesson 19 r-Controlled Vowel /ir/ear, eer.....	60
Lesson 20 Review	63

Contents


THEME 5

Lesson 21	Vowel Diphthong /ou/ou, ow.....	67
Lesson 22	r-Controlled Vowel /ôr/or, ore, our	70
Lesson 23	Vowel Diphthong /ōo/oo, ew, ue, ui, ou.....	73
Lesson 24	r-Controlled Vowel /âr/air, are.....	76
Lesson 25	Review.....	79

THEME 6

Lesson 26	Vowel Variant /ōo/oo, ou.....	83
Lesson 27	Vowel Variant /ô/aw, au(gh).....	86
Lesson 28	Vowel Variant /ô/a(l), ough	89
Lesson 29	Long Vowel /ā/ea, ei(gh), ey.....	92
Lesson 30	Review.....	95

Spelling Strategies	99
My Spelling Log.....	101
Spelling Words to Study.....	102
Handwriting Models.....	105



Making a Spelling Log


This book gives you a place to keep word lists of your own. It's called a **SPELLING LOG**! You can make your own Spelling Log. See page 101.

While you read, look for words that are **INTERESTING**. Listen for **NEW WORDS** used by people on radio and television.

Include words that you need to use when you **WRITE**, especially words that are hard to spell.

Before you write a word in your Spelling Log, check the spelling. Look up the word in a **DICTIONARY**, or ask for help.

To help you understand and remember the meaning of a word, write a **DEFINITION**, or draw a picture. Use your word in a sentence.



Study Steps to Learn a Word

Use these steps in this order to help you remember the spelling of a word.

step
1

SAY the word.

Remember a time when you have heard the word used. Think about what it means.

step
2

LOOK at the word.

Find any word parts you know. Try to picture the word in your mind. Think of another word that has the same word parts.

step
3

SPELL the word to yourself.

Think about the way each sound is spelled. Look at each letter and find letter patterns.

step
4

WRITE the word on paper.

Check the way you have formed each letter. If you have not written the word clearly or correctly, write it again.

step
5

CHECK what you have learned.

Cover the word and write it. If you cannot spell the word correctly, practice these steps until you can write it correctly.

Name _____

Short Vowels:

/a/ a, /i/ i

Lesson 1

► Read the Spelling Words. Sort the words and write them where they belong.

Words with short *a*

1. _____

2. _____

3. _____

4. _____

5. _____

Words with short *i*

6. _____

7. _____

8. _____

9. _____

10. _____

**Spelling
Words**

flag

fin

ran

has

fill

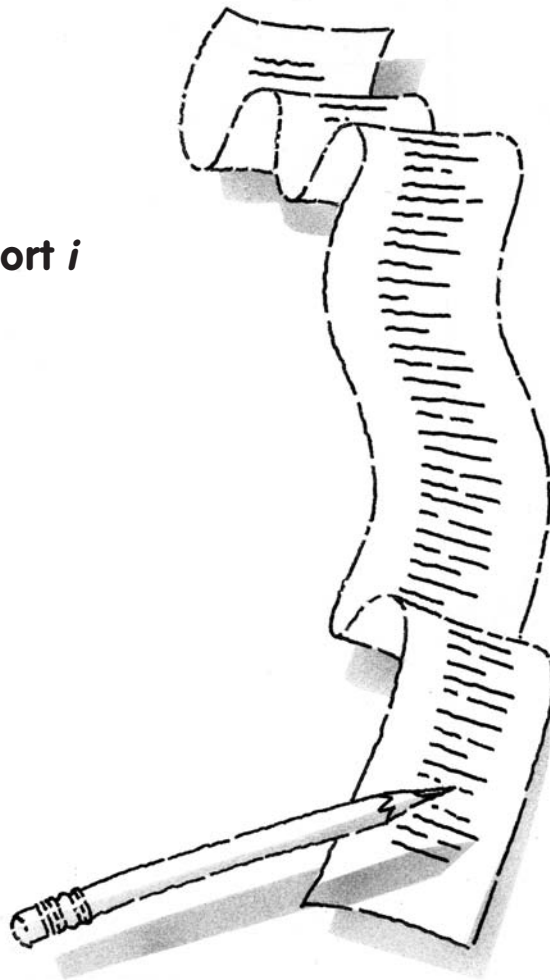
sat

list

sit

bag

win



Name _____

Short Vowels:

/a/ a, /i/ i

Lesson 1

► Make two cards for each Spelling Word.
Lay them down and read them.

1. Put the words with *ag* in one group.
2. Put the words without *ag* in another.

Words With <i>ag</i>	Words Without <i>ag</i>

Spelling Words

flag
fin
ran
has
fill
sat
list
sit
bag
win



Handwriting Tip

When you write the letter *a*, make a circle that touches the midline, like this:

a

Name _____

Short Vowels:

/a/ a, /i/ i

Lesson 1

► Write a Spelling Word to complete each sentence.

1. The dog _____ to the boy.
2. Who will _____ the game?
3. Please _____ the cups with water.
4. Ann _____ three pets.
5. Make a _____ of things we need.
6. We _____ at the table for dinner.

Spelling Words

flag

fin

ran

has

fill

sat

list

sit

bag

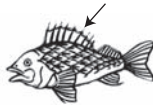
win

► Write Spelling Words that fit the picture clues.

7. _____



8. _____



9. _____



10. _____



Spelling Strategy

Checking Spelling: After you write something, read what you wrote. Use a dictionary to check the spelling of words you are not sure of.

Name _____

Short Vowels:
/e/ e, /o/ o, /u/ u

Lesson 2

► Read the Spelling Words. Sort the words and write them where they belong.

Words with Short e

1. _____

2. _____

3. _____

4. _____

Words with Short o

5. _____

6. _____

7. _____

Words with Short u


8. _____

9. _____

10. _____

**Spelling
Words**

not
best
run
bed
spot
get
mud
ten
duck
job



Name _____

Short Vowels:
/e/ e, /o/ o, /u/ u

Lesson 2

► Read the Spelling Words. Sort the words and write them where they belong.

Ends with <i>d</i>	Ends with <i>n</i>	Ends with <i>t</i>
1. _____	3. _____	5. _____
2. _____	4. _____	6. _____
_____	_____	7. _____
_____	_____	8. _____

Spelling Words

not
best
run
bed
spot
get
mud
ten
duck
job

► Write the Spelling Words below that have not been used.

9. _____
10. _____



Handwriting Tip

When you write, hold your pencil above the point. Hold it between your thumb and pointer finger.

d

Name _____

► Find and circle the Spelling Words with short vowel e in the word hunt. Then write the words.

a	b	c	t	d
e	f	t	e	b
h	e	b	n	k
g	b	e	s	t
e	l	d	m	n

1. _____
2. _____
3. _____
4. _____

Spelling Words

not
best
run
bed
spot
get
mud
ten
duck
job

► Unscramble each Spelling Word.

5. cudk _____
6. dmU _____
7. tops _____
8. ojb _____
9. otn _____
10. nru _____



Spelling Strategy

Study Steps to Learn a New Word: Use these five steps to learn new words: say, look, spell, write, check.

Name _____


► **Make two cards for each Spelling Word.**
Lay them down and read them. Write each word where it belongs.

1. Write the words *with* long vowel *a*.
2. Write the words *with* long vowel *i*.
3. Write the words *with* long vowel *o*.
4. Write the words *with* long vowel *u*.

Spelling Words

same
kite
home
plate
ride
rope
race
rule
broke
tune

Words with Long <i>a</i>	Words with Long <i>i</i>
_____	_____
_____	_____
_____	_____
_____	_____
Words with Long <i>o</i>	Words with Long <i>u</i>
_____	_____
_____	_____
_____	_____
_____	_____



Long Vowels:
/ā/ a-e, /ī/ i-e,
/ō/ o-e, /ū/ u-e

Lesson 3

Name _____


► Lay down your Spelling Word cards and read them again. Write each word where it belongs.

1. Write the words with long vowel o.
2. Write the words without long vowel o.

Words with Long o	Words without Long o

Spelling Words

same
kite
home
plate
ride
rope
race
rule
broke
tune



Handwriting Tip

When writing the letter *u*, be sure to curve the bottom line so it does not look like a *v*.



Name _____

► Write a Spelling Word on each line to finish the story.

I like to fly my (1) _____. My friend has the (2) _____ kite. We have a (3) _____ to see who gets a kite up first. Later, I will (4) _____ my bike (5) _____.

Spelling Words

same
kite
home
plate
ride
rope
race
rule
broke
tune

► Use the code to write each Spelling Word.

1	2	3	4	5	6	7	8	9	10	11	12	13
A	B	C	D	E	F	G	H	I	J	K	L	M
14	15	16	17	18	19	20	21	22	23	24	25	26
N	O	P	Q	R	S	T	U	V	W	X	Y	Z

6. 2-18-15-11-5 _____

7. 16-12-1-20-5 _____

8. 20-21-14-5 _____

9. 18-15-16-5 _____

10. 18-21-12-5 _____



Spelling Strategy

Comparing Spellings: When you are not sure how to spell a word, try writing it in different ways. Choose the way that looks correct.

Name _____

Long Vowel:
/ē/ ee, ea

Lesson 4

► Read the Spelling Words. Sort the words and write them where they belong.

Words with <i>ee</i>	Words with <i>ea</i>
_____	_____
_____	_____
_____	_____
_____	_____
_____	_____
_____	_____

Spelling Words

see
please
need
deal
sleep
mean
green
clean
keep
eat



Name _____

Long Vowel:
/ē/ ee, ea

Lesson 4

► Read the Spelling Words. Write each word where it belongs.


Words with <i>ean</i>	Words with <i>eep</i>
_____	_____
_____	_____

Words Without *ean* or *eep*

_____	_____
_____	_____
_____	_____

Spelling Words

see
please
need
deal
sleep
mean
green
clean
keep
eat



Handwriting Tip

Close up an *e*, so it does not look like the letter *c*.

_____ *e* _____

Name _____

► Find the Spelling Word that fits the clue.
Write the word on the line.

1. not nice _____

2. a color _____

3. to wash _____

4. to look _____

5. take a nap _____

Spelling Words

see
please
need
deal
sleep
mean
green
clean
keep
eat

► Write these Spelling Words in ABC order.

please need deal
 keep eat

6. _____

7. _____

8. _____

9. _____

10. _____



Spelling Strategy

Sounds and Letters: Often a sound can be written in two or more ways, such as ee or ea. Use a dictionary to check your spelling, if necessary.

Name _____

Short Vowels:

/a/ a, /i/ i

Lesson 5

► **Unscramble the letters to write a Spelling Word.**

1. nwi _____

2. ash _____

► **Circle the correct Spelling Word to complete each sentence. Then write the word on the line.**

3. Sam (**best, broke**) his leg. _____

4. Pat went to (**sleep, spot**) after lunch.

5. Look at the (**spot, same**) on the rug!

6. My (**sleep, best**) friend's name is Tim. _____

7. Please (**mud, clean**) your room today. _____

8. Do we have the (**same, win**) book? _____

9. What is the (**spot, rule**) about running? _____

10. Pigs like to roll in the (**clean, mud**). _____

Spelling Words

has
win
spot
best
mud
same
broke
rule
clean
sleep

Name _____

Short Vowels:
/e/ e, /o/ o, /u/ u

Lesson 5

► Fill in the missing vowels. Then write the Spelling Word.

1. b ____ s t _____

2. s p ____ t _____

3. m ____ d _____

► Write the Spelling Word that rhymes with the underlined word. The word must make sense in the sentence.

4. Do not make a peep, so I can go to _____.

5. The yoke _____ when I cracked the egg.

6. We have the _____ name!

7. Spin the wheel, and you may _____.

8. I wear my jeans when I help my friends _____.

9. My dad _____ always liked jazz.

10. It is a _____ that we go to school.

Spelling Words

has
win
spot
best
mud
same
broke
rule
clean
sleep



Name _____

► Write the Spelling Word that rhymes.

1. yoke _____

2. game _____

3. mule _____

► Read the clues. Write the Spelling Word that matches each one.

4. to have _____

5. dirt free _____

6. a mark _____

7. to nap _____

8. come in first _____



**Spelling
Words**

has
win
spot
best
mud
same
broke
rule
clean
sleep

► Write the words that are left in ABC order.

9. _____

10. _____

Name _____

► Add the long vowel pair to complete the Spelling Words. Then write the word.

1. c l _____ n _____

2. s l _____ p _____

► Use the code to write each Spelling Word.

1	2	3	4	5	6	7	8	9	10	11	12	13
A	B	C	D	E	F	G	H	I	J	K	L	M
14	15	16	17	18	19	20	21	22	23	24	25	26
N	O	P	Q	R	S	T	U	V	W	X	Y	Z

3. 18-21-12-5 _____

4. 2-5-19-20 _____

5. 13-21-4 _____

6. 8-1-19 _____

7. 2-18-15-11-5 _____

8. 19-16-15-20 _____

9. 23-9-14 _____

10. 19-1-13-5 _____

Spelling Words

has
win
spot
best
mud
same
broke
rule
clean
sleep



Name _____

Long Vowel
/i/ ie, igh

Lesson 6

► Read the Spelling Words. Sort the words and write them where they belong.

Words with *ie*

1. _____

2. _____

3. _____



Words with *igh*

4. _____

5. _____


6. _____

7. _____

8. _____

9. _____

10. _____



**Spelling
Words**

pie

high

tie

light

lie

night

bright

right

might

tight

Name _____

Long Vowel
/i/ ie, igh

Lesson 6

► Read the Spelling Words. Write each word where it belongs.

Ends with *t*

1. _____

2. _____

3. _____

4. _____

5. _____

6. _____



Spelling Words

pie
high
tie
light
lie
night
bright
right
might
tight

Ends with *e*

7. _____

8. _____

9. _____

Write the word that is left. Use your best handwriting.

10. _____

Handwriting Tip

When you write a tall letter such as an *h*, remember that it should touch the top line.



Name _____

► Write a Spelling Word for each clue.

1. I am something you eat. _____
2. I am a flying bird. _____
3. My shoes have strings to keep them tight.

4. It is dark outside. _____
5. I cannot open the lid on the jar . _____

**Spelling
Words**

pie
high
tie
light
lie
night
bright
right
might
tight

► Add or subtract the letters shown.

Write the Spelling Word.

6. m + ights – s = _____
7. brit – t + ght = _____
8. sl – s + ie = _____
9. r + igh – e + t = _____
10. lie – e + ght = _____



Spelling Strategy

Rhyming Words: Think about the sound of a word. Does it rhyme with a word you know? Use the spelling pattern of the rhyming word to try to spell the word.

Name _____

Long Vowel
ā/ ai, ay

Lesson 7



► Make two sets of cards for the Spelling Words. Lay them down and read them.

1. Put the words with *ai* in one group.
2. Put the words with *ay* in one group.

Spelling Words

pay
mail
paint
day
rain
stay
sail
way
train
tray

Words with <i>ai</i>	Words with <i>ay</i>



Name _____

Long Vowel
ā/ ai, ay

Lesson 7

► Read the Spelling Words. Write each word where it belongs.

Begins with *p*

1. _____

2. _____

Begins with *s*

3. _____

4. _____

Begins with *t*

5. _____

6. _____

Spelling Words

pay

mail

paint

day

rain

stay

sail

way

train

tray


► Write the words that were not used above on the lines below. Use your best handwriting.

7. _____

8. _____

9. _____

10. _____



Handwriting Tip

When you write a word, remember not to write the letters too close together or too far apart.

pay

Name _____

► **Complete the ad below. Write a Spelling Word from the box on each line.**

pay	mail	day	rain
stay	sail	train	

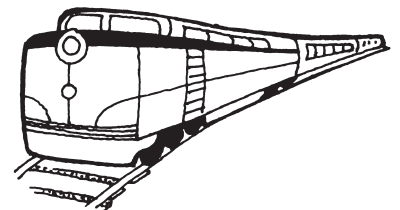
Visit Our Town this Summer

Summer is a great time to visit our town! You can get here by (1) _____ or car. Every (2) _____ there is something to do. You can use a boat and set (3) _____ on the lake. If it starts to (4) _____, you can (5) _____ inside and still have fun. Call anytime. You can (6) _____ by check and send it in the (7) _____!

Spelling Words

pay
mail
paint
day
rain
stay
sail
way
train
tray

► **Find the Spelling Word that fits the clue. Write the word on the line.**



8. you carry food on this _____
9. use this to make pictures colorful _____
10. a direction to travel _____



Spelling Strategy

Sounds and Letters: Some vowel sounds can be spelled different ways. Think about the different ways a word can be spelled.

Name _____

► Read the Spelling Words. Sort the words and write them where they belong.

Words with *art*

1. _____

2. _____

3. _____

Words with *arn*

4. _____

5. _____

Words without *art* or *arn*

6. _____

7. _____

8. _____

9. _____

10. _____

**Spelling
Words**

car

art

barn

start

farm


card

yarn

part

dark

hard



Name _____

r-Controlled
Vowel /är/ar

Lesson 8

► Read the Spelling Words. Write each word where it belongs.

Places

1. _____

2. _____

Objects or Things

3. _____

4. _____

5. _____

6. _____

7. _____

Spelling Words

car

art

barn

start

farm

card

yarn

part

dark

hard

► Write the words that are left in ABC order.

Use your best handwriting.

8. _____

9. _____

10. _____



Handwriting Tip

When you write a word, make sure all of the letters sit on the bottom line.

card

Name _____

► Use a Spelling Word from the box to label each picture.

car







art

barn

farm

card

yarn

1.  _____
2.  _____
3.  _____
4.  _____
5.  _____
6.  _____

Spelling Words

car
art
barn
start
farm
card
yarn
part
dark
hard

► Unscramble the letters to write Spelling Words.

7. dhar _____

8. tsrat _____

9. dkra _____

10. rpat _____



Spelling Strategy

Picture a Word and Sound It Out: To spell a word, picture it in your mind. Think about the sound each letter makes.

Name _____

Long Vowel /ō/
oa, ow

.....
Lesson 9

► Read the Spelling Words. Sort the words and write them where they belong.

Words with oa

1. _____

2. _____

3. _____

4. _____

5. _____

Words with ow

6. _____

7. _____

8. _____

9. _____

10. _____

**Spelling
Words**

boat

snow

coat

grow

float

own

low

load

soak

bowl



Name _____

Long Vowel /ō/
oa, ow

Lesson 9


► Read the Spelling Words. Write each word where it belongs.

Ends with *oat*

1. _____

2. _____

3. _____



Ends with *ow*

4. _____

5. _____

6. _____

Spelling Words

boat

snow

coat

grow

float

own

low

load

soak

bowl

Write the Spelling Words that are left.
Use your best handwriting.

7. _____

8. _____

9. _____

10. _____

Handwriting Tip

When you write an *o*, close the letter completely so that it doesn't look like a *c*.



Name _____

► Add the vowel pairs *oa* or *ow* and then write the Spelling Word.


1. s _____ k _____

2. g r _____

3. b _____ t _____

4. b _____ l _____

5. l _____ d _____



Spelling Words

boat
 snow
 coat
 grow
 float
 own
 low
 load
 soak
 bowl

► Find the Spelling Words that are left in the word hunt. Then write the words.

b	c	d	e	o	f
g	o	h	k	w	l
m	a	p	o	n	l
r	t	n	s	p	o
t	s	b	c	d	w
m	f	l	o	a	t

6. _____

7. _____

8. _____

9. _____

10. _____



Spelling Strategy

Study Steps to Learn a New Word: Use these five steps to learn new words: look, say, spell, write, check.

Name _____

Long Vowel /i/
ie, igh

Lesson 10

► Write a Spelling Word for each clue.

1. This is what a man wears with a suit.

2. This is the opposite of dark. _____

► Write the Spelling Word that rhymes with the underlined word and completes the sentence.

3. I left the yellow yarn in the _____.

4. Which _____ did you say will we go to the zoo?

5. It will be _____ to find it in the yard.

6. We will have to leave the park when it is _____.

► Write the Spelling Words in the box in ABC order.


mail snow soak own

7. _____ 8. _____

9. _____ 10. _____

Spelling Words

tie
light
mail
day
barn
dark
hard
snow
soak
own



Name _____

► Complete each sentence below. Write a Spelling Word on the line.

1. I remember to brush my teeth every _____.

2. Julie will _____ her letter to Grandma tomorrow.

► Circle the correct Spelling Word that completes the sentence.

3. I would like my (own, snow) blanket.

4. The (dark, barn) is red.

5. We need to (soak, snow) the sponges in water.

6. Let's turn on the (light, mail).

7. Please (day, tie) your shoestrings.

8. It is (dark, day) at night.

9. It is so cold! I think it will (soak, snow).

10. This rock is so (hard, own)!

Spelling Words

tie

light

mail

day

barn


dark

hard

snow

soak

own



Name _____

► Fill in each blank with a Spelling Word.

1. The clay will get _____ if you let it dry.
2. The horses live in the _____.
3. The basement is _____ and cold.


► Use the code to spell Spelling Words.

1	2	3	4	5	6	7	8	9	10	11	12	13
A	B	C	D	E	F	G	H	I	J	K	L	M
14	15	16	17	18	19	20	21	22	23	24	25	26
N	O	P	Q	R	S	T	U	V	W	X	Y	Z

4. 19-15-1-11 _____
5. 20-9-5 _____
6. 19-14-15-23 _____
7. 15-23-14 _____
8. 13-1-9-12 _____
9. 4-1-25 _____
10. 12-9-7-8-20 _____

**Spelling
Words**

tie
light
mail
day
barn
dark
hard
snow
soak
own



Name _____

► Add the vowel pairs *oa* or *ow*, and then write the Spelling Word.

1. s _____ k _____

2. _____ n _____

3. s n _____ _____

Spelling Words

tie

light

mail

day

barn

dark

hard

snow

soak

own

► Write a Spelling Word to answer each question.

4. Where do farm animals live? _____

5. When do you go to school? _____


6. What does night look like? _____

7. How can you send a letter to a friend?

8. What does the sun bring? _____

9. What do men wear around their necks?

10. What is the opposite of soft? _____



Name _____

► Read the Spelling Words. Sort the words and write them where they belong.

Words with *ch* or *tch*

1. _____

2. _____

3. _____

4. _____

5. _____

Words with *sh*

6. _____

7. _____

8. _____


Words with *th*

9. _____

10. _____

**Spelling
Words**

lunch
shape
wish
chop
show
catch
then
each
bath
such

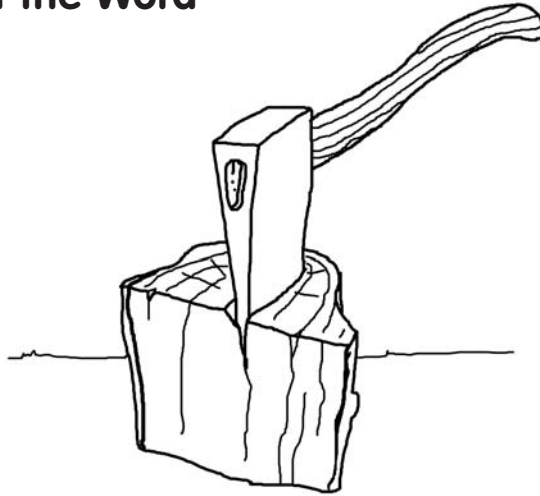


Name _____

► Read the Spelling Words. Write each word under the heading that tells where the letter pairs *ch*, *tch*, *sh*, or *th* are in each word.

At the Beginning of the Word

1. _____
2. _____
3. _____
4. _____



At the End of the Word

5. _____
6. _____
7. _____
8. _____
9. _____
10. _____



Spelling Words

lunch
shape
wish
chop
show
catch
then
each
bath
such

Handwriting Tip


When you write the letter *t*, cross it at the midline, like this:



Name _____

► Write the Spelling Words that have these smaller words in them.

1. cat _____
2. bat _____
3. ape _____
4. hop _____
5. hen _____
6. how _____



Spelling Words

lunch
shape
wish
chop
show
catch
then
each
bath
such

► Write the Spelling Word that rhymes with each underlined word and makes sense in the sentence.

7. Clara gave _____ of us a peach.
8. I _____ I had a fish.
9. I bought a bunch of carrots to have with _____.
10. That brush has _____ a soft touch.



Spelling Strategy

Words with the Same Sounds: You can use the spelling of one word to help you spell other words with the same sounds.

Name _____

Long Vowel /ē/
ey, y

Lesson 12

► Read the Spelling Words. Sort the words and write them where they belong.

Words with ey

1. _____

2. _____

Words with y

3. _____

4. _____

5. _____

6. _____

7. _____

8. _____

9. _____

10. _____

**Spelling
Words**

very

messy

lady

happy

key


baby

money

funny

candy

sunny



Name _____

Long Vowel /ē/
ey, y

Lesson 12

► Read the Spelling Words. Write each word where it belongs.

Person, Place, or Object

1. _____

2. _____

3. _____

4. _____

5. _____

Describing words


6. _____

7. _____

8. _____

9. _____

10. _____



Spelling Words

very

messy

lady

happy

key

baby

money

funny

candy

sunny

Handwriting Tip

When you write the letter *y*, start at the midline and bring your line all the way down to the bottom line.



Name _____

► Write a Spelling Word to match each picture.

1. _____




2. _____



3. _____



4. _____



5. _____



Spelling Words

very
messy
lady
happy
key
baby
money
funny
candy
sunny

► Add two letters to make a Spelling Word. Then write the Spelling Word.

6. h _____ p y _____

7. _____ r y _____

8. m e _____ y _____

► Write the two Spelling Words that rhyme with *money*.

9. _____ 10. _____



Spelling Strategy

Rhyming Words: Think about the sound of a word. Does it rhyme with a word you know?

Name _____

► Read the Spelling Words. Sort the words and write them where they belong.

Words with /s/ Sound Spelled c

1. _____

2. _____

3. _____

4. _____

5. _____



**Spelling
Words**

- slice
- dodge
- city
- huge
- nice
- space
- gem
- price
- cage
- fudge

Words with /j/ Sound Spelled g or dge


6. _____

7. _____

8. _____

9. _____

10. _____



Name _____

Consonants /s/ c;
/j/ g, dge
.....
Lesson 13


► Read the Spelling Words. Sort the words and write them where they belong.

Ends with *ice*

1. _____

2. _____

3. _____



Ends with *dge*

4. _____

5. _____

Write the Spelling Words that are left in ABC order.

6. _____

7. _____

8. _____

9. _____

10. _____

Spelling Words

slice
dodge
city
huge
nice
space
gem
price
cage
fudge

Handwriting Tip

When you write the letter *g*, be sure to hook the tail to the left so that it does not look like a *q*.

Name _____

► Fill in the crossword puzzle with Spelling Words. Use the clues to help you.

ACROSS


- 2. a jewel
- 4. move fast
- 6. cost
- 9. piece
- 10. giant

DOWN

- 1. a box with bars to hold animals
- 3. candy
- 5. room
- 7. big town
- 8. describes a kind person

Spelling Words

- slice
- dodge
- city
- huge
- nice
- space
- gem
- price
- cage
- fudge



Spelling Strategy

Sounds and Letters: Remember that the sound /s/ and the sound /j/ can be spelled in different ways. Try different spellings if you are not sure how to spell a word. Check your spelling, using a dictionary.

Name _____

► Read the Spelling Words. Sort the words and write them where they belong.


Words with /ûr/ Sound Spelled *ir*

1. _____

2. _____

3. _____

4. _____



Words with /ûr/ Sound Spelled *ur*

5. _____

6. _____

7. _____

Words with /ûr/ Sound Spelled *er*

8. _____

Words with /ûr/ Sound Spelled *ear*

9. _____

10. _____

**Spelling
Words**

fur
shirt
burn
stir
bird
turn
herd
third
learn
search

Name _____

r-Controlled Vowel
/ûr/ *ir, ur, er, ear*

Lesson 14

► Read the Spelling Words. Sort the words and write them where they belong.

Words That End with *rn*

1. _____

2. _____


3. _____

Words That End with *rd*

4. _____

5. _____

6. _____



Spelling Words

fur
shirt
burn
stir
bird
turn
herd
third
learn
search

Words That *Do Not* End with *rn* or *rd*

7. _____

8. _____

9. _____

10. _____

Handwriting Tip

When writing short letters, such as *u, e, a,* and *r,* remember that they should touch the midline.

fur

Name _____

► **Finish the journal entry. Write a Spelling Word from the box on each line.**

bird turn learn search

April 10

Today Jack and I are going on a

(1) _____. We want to find a red

(2) _____. If we find one, we hope

we (3) _____ more about it. Our

friends tried to find one last week. Now its

our (4) _____ to start looking!

Spelling Words

fur
shirt
burn
stir
bird
turn
herd
third
learn
search

► **Unscramble the letters to write Spelling Words.**

5. htsri _____ 6. fru _____

7. dthri _____ 8. erdh _____

9. bnur _____ 10. rsti _____



Spelling Strategy

Comparing Spellings: If a word does not look right, try writing each vowel sound with all its possible spellings. Compare the spellings. Then choose the one that looks right.

Name _____

► Write the Spelling Word that rhymes with each underlined word and makes sense in the sentence.

- If I had a _____, I would not break another dish.
- The largest batch of fish was our _____.
- I like to study math while in the _____.

Spelling Words

wish
catch
bath
very
money
huge
price
stir
turn
learn

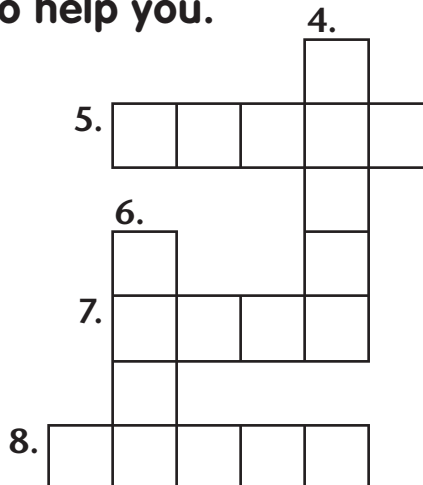
► Write the Spelling Words to complete this puzzle. Use the clues to help you.

ACROSS

- used to buy things
- to move in a different direction
- the amount something cost

DOWN

- to study something
- to mix



► Write the Spelling Words that complete the sentences.

- That building is _____!
- Just before lunch I get _____ hungry.

Name _____


► Add the missing letters then write the Spelling Word.

1. v e r _____


2. m _____ n _____

► Look at each picture. Then write the Spelling Word that names the picture.

3. _____



4. _____



5. _____



6. _____



Spelling Words

wish
catch
bath
very
money
huge
price
stir
turn
learn

► Write the Spelling Word or Words that rhyme.

7. fuse _____

8. burn _____

9. earn _____

10. dish _____

Name _____

Consonants /s/ c;
/j/ g, dge
.....
Lesson 15

► Write a Spelling Word for each clue.

1. the cost _____

2. very large _____

► Add the missing letters to make a Spelling Word. Then write the Spelling Word.

3. Let's play ca_____h with the ball.

4. I would like to l_____rn how to cook.

5. Pat is v_____y excited about the game.

6. I _____sh we could stay longer. _____

7. My mom is giving the baby a ba_____. _____

8. Please s_____r the lemonade. _____

9. How much mon_____ do you have? _____

10. It is my t_____n to jump rope. _____

**Spelling
Words**

wish

catch

bath

very

money

huge

price

stir

turn

learn

Name _____

r-Controlled Vowel
/ûr/ *ir, ur, er, ear*

Lesson 15

► Find the Spelling Words with *ir, ur, or ear* in the word search. Then write the words.

s	a	b	l	o
c	t	d	e	n
f	g	i	a	b
h	i	j	r	t
t	u	r	n	p

1. _____

2. _____

3. _____

Spelling Words

wish

catch

bath

very

money

huge

price

stir

turn

learn

► Unscramble the letters to write Spelling Words.

4. eghu _____

5. htab _____


6. noyem _____

7. hiws _____

8. yevr _____

9. tachc _____

10. ircpe _____



Name _____

► Read the Spelling Words. Sort the words and write them where they belong.

Words with *kn*

1. _____

2. _____

3. _____

Words with *wr*

4. _____

5. _____

6. _____

Words with *gh*

7. _____

8. _____


Words with *ph*

9. _____

10. _____

**Spelling
Words**

knot
wrong
know
wreck
graph
wrap
knife
tough
phone
laugh




Name _____

► Read the Spelling Words. Find the letter-pairs *kn*, *wr*, *gh*, and *ph* in each word. Then write the words where they belong in the chart.

Spelling Words

knot
wrong
know
wreck
graph
wrap
knife
tough
phone
laugh

At the Beginning	At the End
1. _____	8. _____
2. _____	9. _____
3. _____	10. _____
4. _____	
5. _____	
6. _____	
7. _____	



Handwriting Tip

When writing an *h*, make sure it is open and not closed, so it does not look like a *b*.



Name _____

► Write a Spelling Word that matches each clue.

1. This word rhymes with *sap*. _____
2. This word rhymes with *deck*. _____
3. This word rhymes with *graph*. _____
4. This word rhymes with *cot*. _____
5. This word rhymes with *wife*. _____

Spelling Words

knot
wrong
know
wreck
graph
wrap
knife
tough
phone
laugh

► Write the Spelling Word to complete each sentence.

6. I used the _____ to call home.
7. Tony turned the _____ way.
8. An elephant's hide is very _____.
9. We _____ the words to that song.
10. Please use _____ paper to write the problem.



Spelling Strategy

Words with the Same Sounds: You can use the spelling of one word to help you spell other words with the same sounds.

Name _____

Short Vowel
/e/ ea

Lesson 17


► Make cards for the Spelling Words. Lay them down and read them. Sort the words and write them where they belong.

Words that end with *ead*

1. _____

2. _____

3. _____



Words that end with *eady*

4. _____

5. _____

Words that do not end with *ead* or *eady*

6. _____

7. _____

8. _____

9. _____

10. _____



Spelling Words

heavy

steady

bread

sweat

head

thread

breath

ready

meant

health

Name _____

Short Vowel
/e/ ea

.....
Lesson 17

► Read the Spelling Words. Sort the words and write them where they belong.

One-syllable Words

1. _____

2. _____

3. _____

4. _____

5. _____

6. _____

7. _____



Spelling Words

heavy

steady

bread

sweat

head

thread

breath

ready

meant

health

Two-syllable Words

8. _____

9. _____

10. _____

Handwriting Tip

When writing letters that are short, such as *e* and *a*, remember that they should touch the *midline*.

head

Name _____

► Use the code to spell Spelling Words.

1	2	3	4	5	6	7
A	B	D	E	H	L	M
8	9	10	11	12	13	14
N	R	S	T	V	W	Y

1. 10-11-4-1-3-14 _____

2. 5-4-1-12-14 _____

3. 7-4-1-8-11 _____

4. 2-9-4-1-11-5 _____

5. 10-13-4-1-11 _____

6. 9-4-1-3-14 _____

7. 5-4-1-6-11-5 _____

Spelling Words

heavy
steady
bread
sweat
head
thread
breath
ready
meant
health

► Write a Spelling Word that goes with each picture.

8. _____



10. _____



9. _____



Spelling Strategy

Use the Dictionary: Remember to check a dictionary whenever you are unsure about how to spell a word.

Name _____

► Read the Spelling Words. Sort them and write them where they belong.

Words with *oi*

1. _____

2. _____

3. _____

4. _____

5. _____

6. _____

7. _____

**Spelling
Words**

join

boil

joy

soil

noise

boy

voice

point

toy


coin

Words with *oy*

8. _____

9. _____

10. _____



Name _____

► Read the Spelling Words. Sort the words and write them where they belong.

Three-letter Words

1. _____

2. _____

3. _____



Four-letter Words

4. _____

5. _____

6. _____

7. _____



Five-letter Words

8. _____

9. _____

10. _____



Spelling Words

join

boil

joy

soil

noise

boy

voice

point

toy

coin

Handwriting Tip

Be sure to space letters properly so they are easy to read.

toy

Name _____

► Write the Spelling Words that mean the same or nearly the same as the given words.


1. dirt _____
2. money _____
3. happiness _____
4. to come together _____
5. a play thing _____
6. talking sound _____

Spelling Words

join
boil
joy
soil
noise
boy
voice
point
toy
coin

► Fill in the missing letters. Then write the Spelling Word.

7. p _ _ _ n _ _ _
8. n _ _ _ s _ _ _
9. b _ _ _ _
10. b _ _ _



Spelling Strategy

Rhyming Words: Try using the same letter pattern of a word that rhymes with the word you want to spell.

Name _____

► Read the Spelling Words. Sort them and write them where they belong.

Words with ear


- 1. _____
- 2. _____
- 3. _____
- 4. _____
- 5. _____
- 6. _____
- 7. _____

Spelling Words

- gear
- deer
- fear
- year
- cheer
- near
- hear
- clear
- steer
- rear

Words Without ear

- 8. _____
- 9. _____
- 10. _____



Name _____

► Read the Spelling Words. Sort the words and write them where they belong.

Four-letter Words

1. _____

2. _____

3. _____

4. _____

5. _____

6. _____

7. _____



Spelling Words

gear
deer
fear
year
cheer
near
hear
clear
steer
rear

Five-letter Words

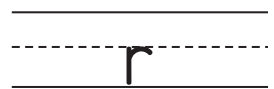
8. _____

9. _____

10. _____

Handwriting Tip

When you write the letter *r*, be sure to stop at the midline so that your *r* does not look like an *n*.



Name _____

► Complete each sentence with a Spelling Word from the box.

deer year cheer
near hear steer

Spelling Words

gear
deer
fear
year
cheer
near
hear
clear
steer
rear

1. Let's sit _____ the front.
2. Did you see the _____ run through the yard?
3. I can _____ a bird singing.
4. I will ride the bus next _____.
5. My sister will _____ for my team.
6. I want to _____ the go cart.


► Add or subtract the letters shown. Write the Spelling Word.

7. red - d + ar = _____

8. g + eat - t + r = _____

9. cheat - h + l - t + r = _____

10. feet - et + ar = _____



Spelling Strategy

Guessing and Checking: Remember that the /ir/ sound can be spelled in different ways. Check a dictionary to see if you are right.

Name _____

► Write the Spelling Word that matches each clue.

1. use it to call and speak to someone

2. not correct _____

3. to be sure of something _____

4. not easy _____

► Write the Spelling Words in the box in ABC order.

breath

health

soil

joy

deer

rear

Spelling Words

know

wrong

tough

phone

breath

health

soil

joy

deer

rear

5. _____


6. _____

7. _____

8. _____

9. _____

10. _____



Name _____

► Use the code to spell Spelling Words.

1	2	3	4	5	6	7
A	B	D	E	H	L	M
8	9	10	11	12	13	14
N	R	S	T	V	W	Y

1. 5-4-1-6-11-5 _____

2. 2-9-4-1-11-5 _____

**Spelling
Words**

know
wrong
tough
phone
breath
health
soil
joy
deer
rear

► Write the Spelling Word that is opposite of each given word.

3. sad _____

4. front _____

5. right _____

6. weak _____

► Unscramble the letters to write a Spelling Word.

7. ilos _____

8. pehon _____

9. wkno _____

10. ered _____



Name _____

► **Fill in the missing letters to complete a word in the sentence. Then write the Spelling Word.**

1. A plant needs sun, water, and s _ _ _ l
to grow. _____

2. Ice cream brings me j _ _ _ .

► **Circle eight Spelling Words in the word hunt. Then write the words on the lines.**

a	b	r	e	a	t	h
t	c	d	e	e	r	d
o	w	r	o	n	g	r
u	c	r	e	a	r	d
g	k	n	o	w	o	p
h	e	a	l	t	h	h
p	h	o	n	e	g	t

3. _____

4. _____

5. _____

6. _____

7. _____

8. _____

9. _____

10. _____

Spelling Words

know
wrong
tough
phone
breath
health
soil
joy
deer
rear

Name _____

▶ Write the Spelling Words that rhyme with *hear*.

1. _____

2. _____

▶ Write a Spelling Word for each picture.

3. _____



4. _____



▶ Add or subtract letters to make a Spelling Word. Then write the word.

5. head – d + lth = _____

6. k + not – t + w = _____

7. jam – am + oy = _____

8. bread – d + th = _____

9. ton – n + ugh = _____

10. war – a + ong = _____

Spelling Words

know
wrong
tough
phone
breath
health
soil
joy
deer
rear

Name _____

► Read the Spelling Words. Sort them and write them where they belong.

Words with *ou*

1. _____

2. _____

3. _____

4. _____

5. _____

Words with *ow*

6. _____

7. _____

8. _____

9. _____

10. _____



**Spelling
Words**

- out
- town
- count
- crowd
- ground
- now
- found
- crown
- sound
- down

Name _____

► Read the Spelling Words. Sort the words and write them where they belong.

Words That End with *own*

1. _____

2. _____

3. _____

Words That End with *ound*

4. _____

5. _____

6. _____



Spelling Words

out
town
count
crowd
ground
now
found
crown
sound
down

► Write the Spelling Words *out*, *count*, *crowd*, and *now*. Use your best handwriting.

7. _____

8. _____

9. _____

10. _____

Handwriting Tip

When you write the letter *o*, be sure to close the letter completely so your *o* does not look like a *c*.

OW

Name _____

► **Fill in Spelling Words to complete the New Year's Party invitation.**

It's a New Year's Party

Please come to our New Year's Party! We want a (1) _____ of friends to be with us. Join us to (2) _____ (3) _____ to the new year. We have (4) _____ lots of hats and noise makers. We even have a (5) _____ for our dog. Make your plans (6) _____. We can't wait to see you!

Spelling Words

out
town
count
crowd
ground
now
found
crown
sound
down

► **Write the Spelling Word that rhymes with the underlined word and that makes sense in the sentence.**

7. The clown had to go out of _____.
8. Look what Ann found on the _____.
9. Don't pout! I will let you go _____.
10. Did you hear the _____ coming from that hound?



Spelling Strategy

Checking Spelling: Some vowel sounds can be spelled in different ways. Think about the different spellings for the /ou/ sound, such as *found* and *crowd*.

Name _____

► Read the Spelling Words. Sort them and write them where they belong.

Words with <i>ore</i>	Words with <i>or</i>
1. _____	6. _____
2. _____	7. _____
3. _____	
4. _____	
5. _____	

**Spelling
Words**

store
fork
pour
score
your
chore
short
more
four
sore

Words with *our*

8. _____
9. _____
10. _____



Name _____

► Write the Spelling Words on cards. Lay them down and read them. Sort them and write them on the chart where they belong.

Adjectives	Nouns
1. _____	5. _____
2. _____	6. _____
3. _____	7. _____
4. _____	8. _____

Spelling Words

store
fork
pour
score
your
chore
short
more
four
sore



► Write the Spelling Words *your* and *pour*. Use your best handwriting.

9. _____

10. _____



Handwriting Tip

Be sure your letters sit evenly on the bottom line.

fork

Name _____

► Read each Spelling Word and choose the best clue for each one. Then draw a line from the Spelling Word to the clue.

1. score

rhymes with *four*



2. store



3. short

4. fork



5. four

opposite of *tall*

Spelling Words

store

fork

pour

score

your

chore

short

more

four

sore

► Write the Spelling Word that completes each sentence.

6. I have a _____ throat.

7. Please _____ the lemonade into the glasses.

8. My _____ is to put out the trash.

9. Where is _____ lunch box?

10. May I have two _____ sheets of paper?



Spelling Strategy

Checking Spelling: After you write something, read what you wrote. Use a dictionary to check the spelling of words you are not sure of.

Name _____

► **Make cards for the Spelling Words.**

Lay them down and read them.

1. Put the words with *oo* in a group.
Write them on the chart.
2. Put the words with *ew* in a group.
Write them on the chart.
3. Put the words with *ue* in a group.
Write them on the chart.

**Spelling
Words**


true
grew
suit
smooth
clue
soup
stew
food
group
fruit

Words with <i>oo</i>	Words with <i>ew</i>
1. _____	3. _____
2. _____	4. _____

Words with *ue*

5. _____

6. _____



► **Write the words that are left.**

- | | |
|----------|-----------|
| 7. _____ | 9. _____ |
| 8. _____ | 10. _____ |

Name _____

► Use your Spelling Word cards again.

Lay them down and read them.

1. Put the words with *ui* in a group.

Then write them on the chart.

2. Put the words with *ou* in a group.

Then write them on the chart.

Words with <i>ui</i>	Words with <i>ou</i>
1. _____	3. _____
2. _____	4. _____

Spelling Words

true
grew
suit
smooth
clue
soup
stew
food
group
fruit

► Write the words that are left in ABC order

Use your best handwriting.

5. _____

6. _____

7. _____

8. _____

9. _____

10. _____



Handwriting Tip

When you write short letters like *e*, *u*, and *w*, make sure they sit on the bottom line and touch the midline.

grew

Name _____

► Use Spelling Words to complete the information in the flyer.

Join the Cooking Club!

If you love (1) _____, then you should join the Cooking Club. Yes, it is (2) _____! At our school, a (3) _____ of children are learning to cook. We have plans to make beef (4) _____ and two kinds of (5) _____ pie. We will also make a (6) _____ tomato (7) _____. We hope to see you on Wednesday at 3:30!

Spelling Words

true
grew
suit
smooth
clue
soup
stew
food
group
fruit

► Fill in the missing vowels to complete each word. Then write the word.

8. Do I need to wear a s ____ t to the show? _____
9. My plant gr ____ a new leaf. _____
10. We need one cl ____ to solve the puzzle. _____



Spelling Strategy

Try Different Spellings: Remember that the /ōō/ sound can be spelled in different ways. Try different spellings if you are not sure.

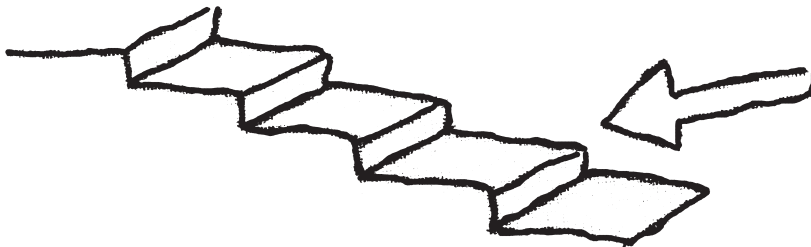
Name _____

► Read the Spelling Words. Sort them and write them where they belong.

Words with <i>air</i>	Words with <i>are</i>
1. _____	6. _____
2. _____	7. _____
3. _____	8. _____
4. _____	9. _____
5. _____	10. _____

**Spelling
Words**

hair
glare
fair
scare
pair
care
share
chair
rare
stair



Name _____

► Read the Spelling Words. Sort the words and write them where they belong.

Words That Begin with c

1. _____

2. _____

Words That Begin with s

3. _____

4. _____

5. _____

Spelling
Words

hair

glare

fair

scare

pair

care

share

chair

rare

stair

► Write the Spelling Words *hair*, *glare*, *fair*, *pair*, and *rare*. Use your best handwriting.


6. _____

7. _____

8. _____

9. _____

10. _____



Handwriting Tip

When you write the letter *a*, be sure your circle touches the midline.

care

Name _____

► Write the words in the box in ABC order.

fair	scare	care
share	chair	rare

1. _____ 4. _____

2. _____ 5. _____

3. _____ 6. _____

Spelling Words

hair
glare
fair
scare
pair
care
share
chair
rare
stair

► Find these Spelling Words in the word hunt: *hair*, *glare*, *pair*, and *stair*. Circle each one. Then write the words on the lines.


g	p	p	a	r
h	l	a	r	e
g	p	a	i	r
h	a	i	r	l
a	r	e	s	e
s	t	a	i	r

7. _____

8. _____

9. _____

10. _____



Spelling Strategy

Guess and Check: If you are not sure how to spell a vowel sound in a word, try different spellings for that sound. Choose the one that looks right, and then check the spelling in the dictionary.

Name _____

► **Fill in the missing letters for each Spelling Word in the sentence. Then write the word.**

1. Mary walked d _ _ n the street.

2. I f _ _ nd this seashell at the beach.

► **Write the Spelling Word that matches each clue.**

3. a shop _____

4. an apple _____

5. to help _____

6. a number _____

7. two together _____

Spelling Words

found

down

store

four

smooth



grew

true

fruit

care

pair



► **Read each word. Write the Spelling Word that has the opposite meaning.**

8. rough _____

9. shrunk _____

10. false _____

Name _____

► Write a Spelling Word to complete each sentence.

1. We will go to the _____ to buy paint.
2. It takes _____ quarters to make a dollar.

► Complete Sara's journal entry. Fill in the blanks with Spelling Words.


Friday
Today we walked (3) _____ the hill
into town. I needed some new shoes. My
feet (4) _____ and my old shoes are
too tight. I (5) _____ a (6) _____
of red shoes that I love. They are
(7) _____ and shiny. I am going to
take good (8) _____ of them.

Spelling Words

found
down
store
four
smooth
grew
true
fruit
care
pair

► Write the Spelling Word that rhymes with the given word.

9. suit _____
10. blue _____



Name _____

► Complete each sentence with the best Spelling Word.

1. A banana is a _____.
2. If it is not rough, it is _____.
3. If you got taller, you _____.
4. If something is not false, it is _____.

► Unscramble the letters to write Spelling Words.

5. nfodu _____
6. ipra _____
7. resto _____
8. wodn _____
9. reca _____
10. rfou _____

Spelling Words

found
down
store
four
smooth
grew
true
fruit
care
pair



Name _____

► Complete each sentence in the flyer using a Spelling Word.

Welcome to Our Town

We (1) _____ about the new families who come to our town. You will find all the supplies you need at the town hardware (2) _____. Our town has a (3) _____ of community parks. New families will enjoy the (4) _____ trees that grow everywhere. Come (5) _____ to the monthly town meeting, so that we can personally welcome you!

Spelling Words

found
down
store
four
smooth
grew
true
fruit
care
pair

► Write the words in the box in alphabetical order.

found grew smooth four true

6. _____

7. _____

8. _____

9. _____

10. _____



Name _____

► Read the Spelling Words. Sort them and write them where they belong.

Words with oo

1. _____

2. _____

3. _____

4. _____

5. _____

6. _____

7. _____

**Spelling
Words**

book
should
took
stood
crook
would
look
could
good
shook

Words with ou

8. _____

9. _____

10. _____



Name _____

► Read the Spelling Words. Sort the words and write them where they belong.

Words That End with *d*

1. _____

2. _____

3. _____

4. _____

5. _____



Spelling
Words

book
should
took
stood
crook
would
look
could
good
shook

Words That End with *k*

6. _____

7. _____

8. _____

9. _____

10. _____

Handwriting Tip

When you write a tall letter like *d* or *k*, remember that it should touch the top line.

look

Name _____

► Write the Spelling Word that best completes each sentence.

1. The duck _____ the bread crust.
2. The tree _____ in the wind.
3. Let's _____ at the butterfly.
4. You _____ always wear sunscreen.
5. Matt _____ like to come with us.
6. My dad makes _____ chili.

► Add and subtract letters from the words below to write Spelling Words.

7. boot – t + k = _____
8. cot – t + uld = _____
9. crowd – wd + ok = _____
10. stole – le + od = _____

Spelling Words

book
should
took
stood
crook
would
look
could
good
shook



Spelling Strategy

Rhyming Words: Think about the sound of a word. Does it rhyme with a word you know? Use the spelling pattern of the rhyming word to spell the word.

Name _____

► Read the Spelling Words. Sort the words and write them where they belong.

Words with *aw*

1. _____

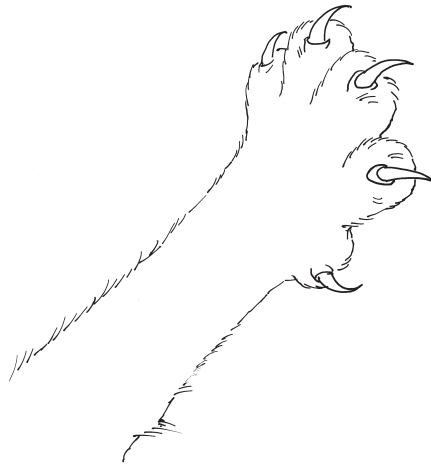
2. _____

3. _____

4. _____

5. _____

6. _____



**Spelling
Words**

claw

fault

draw

haul

crawl

lawn

sauce

paw

caught

saw

Words with *au*

7. _____

8. _____

9. _____

10. _____

Name _____

► Read the Spelling Words. Sort the words and write them where they belong.

Action Verbs

1. _____

2. _____

3. _____

4. _____

5. _____

Common Nouns

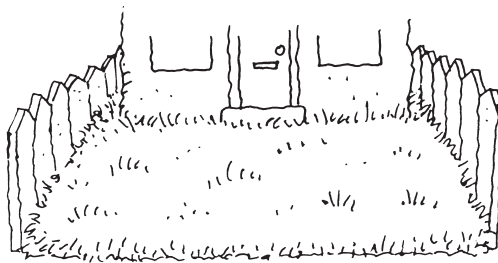
6. _____

7. _____

8. _____

9. _____

10. _____



Spelling Words

claw

fault

draw

haul

crawl

lawn

sauce

paw

caught

saw

Handwriting Tip

When you write a word, remember not to write the letters too close together or too far apart.

paw

Name _____

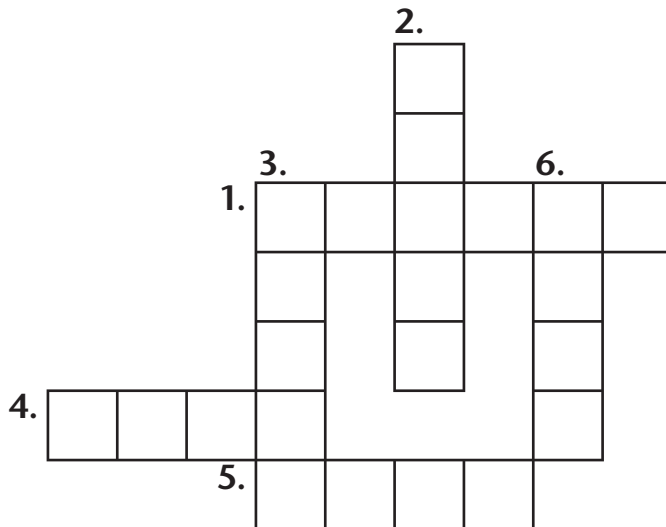
► Read the clues and write the Spelling Words in the puzzle.

ACROSS

- 1. in a trap
- 4. make a picture
- 5. yard

DOWN

- 2. mistake
- 3. how babies move
- 6. carry or move



Spelling Words

- claw
- fault
- draw
- haul
- crawl
- lawn
- sauce
- paw
- caught
- saw


► Unscramble the letters to write Spelling Words.

7. wpa _____

8. swa _____

9. lwca _____

10. cause _____



Spelling Strategy

Use the Dictionary: Remember to use the dictionary whenever you are unsure about a spelling.

Name _____

► Read the Spelling Words. Sort them and write them where they belong.

Words with *a/*

1. _____

2. _____

3. _____

4. _____

5. _____

6. _____

7. _____



Words with *ough*

8. _____

9. _____

10. _____

**Spelling
Words**

ball
talk
fought
hall
bought
all
chalk
small
thought
fall

Name _____

► Read the Spelling Words. Sort the words and write them where they belong.

Words That Rhyme with <i>tall</i>	Words That Rhyme with <i>sought</i>
1. _____	6. _____
2. _____	7. _____
3. _____	8. _____
4. _____	
5. _____	
Words That Rhyme with <i>walk</i>	
9. _____	10. _____

Spelling Words

ball
talk
fought
hall
bought
all
chalk
small
thought
fall



Handwriting Tip






When you write the letter *g*, make the tail curve to the left.

thought

Name _____

► Write the Spelling Word from the box that matches each picture clue.

ball talk bought
chalk fall

1.  _____
2.  _____
3.  _____
4.  _____
5.  _____

Spelling Words

ball
talk
fought
hall
bought
all
chalk
small
thought
fall

► Write the Spelling Words that are left in ABC order.

6. _____
7. _____
8. _____
9. _____
10. _____



Spelling Strategy

Dictionary: *Guide words* tell the first and last entry words on the page of a dictionary.

Name _____

Long Vowel /ā/ea,
ei(gh), ey

Lesson 29

► Read the Spelling Words. Sort them and write them where they belong.

Words with *ea*

1. _____

2. _____

3. _____

Words with *igh*

4. _____

5. _____

6. _____

7. _____

Words with *ey*

8. _____

9. _____

10. _____

**Spelling
Words**

break

sleigh

they

steak

eight


obey

great

neighbor

prey

weigh



Name _____

Long Vowel /ā/ea,
ei(gh), ey
.....
Lesson 29

► Read the Spelling Words. Count the syllables in each word. Sort the words and write them where they belong.

One-Syllable Words

1. _____
2. _____
3. _____
4. _____
5. _____
6. _____
7. _____
8. _____



Spelling Words

break
sleigh
they
steak
eight
obey
great
neighbor
prey
weigh

► Write the Spelling Words *obey* and *neighbor* on the lines. Use your best handwriting.

9. _____
10. _____

Handwriting Tip

When you write the letter *y*, start at the midline and bring your line all the way down to the bottom line.

prey

Name _____

► Write the Spelling Word that fits each clue.

1. food for large animals _____

2. huge in size _____

3. smash to bits _____

4. do what you are told _____

► Add the letters that spell the vowel sounds to write a Spelling Word.

5. How much does your bowling ball

w _____ ? _____

6. I am _____ t years old. _____

7. Th _____ went with us. _____

8. Our new n _____ bor is nice.

9. We had st _____ k for dinner. _____

10. Let's go for a sl _____ ride. _____

**Spelling
Words**

break

sleigh

they

steak

eight


obey

great

neighbor

prey

weigh



Spelling Strategy

Comparing Spellings: If a word does not look right, try writing each vowel sound with all its possible spellings. Compare the spellings. Then choose the one that looks right.

Name _____

► Write a Spelling Word to complete each sentence.

1. We _____ the bus to school because it was raining.
2. I don't think you _____ ride a bike without a helmet.

► Answer each question with a Spelling Word.

3. Which word has the word tea in it?

4. Which word means "everything"?

5. Which word describes something you

write with? _____

6. Which word rhymes with straw? _____

7. Which word is a person? _____

► Write the Spelling Word that fits each clue.

8. trapped _____ 10. struggled _____

9. grand _____

Spelling Words

took
should
draw
caught
fought
all
chalk
steak
neighbor
great



Name _____

► Complete each word by adding vowels *au* or *aw*. Then write the Spelling Word.

1. c ___ ght _____

2. dr ___ _____

Spelling Words

took

should

draw

caught

fought

all

chalk

steak

neighbor

great


► Circle the Spelling Word that completes each sentence. Then write the word.

3. Our (neighbor, chalk) picked up our newspapers and our mail. _____

4. Dan (caught, took) an apple for his snack. _____

5. My sister loves to draw with (chalk, all) on the sidewalk. _____

6. We (should, draw) take mother some ice cream. _____



► Write the Spelling Words that are left in ABC order.

7. _____

9. _____

8. _____

10. _____

Name _____

► **Unscramble the letters to write Spelling Words.**

1. lal _____

2. gouhtf _____

3. kachl _____

Spelling Words

took
should
draw
caught
fought
all
chalk
steak
neighbor
great

► **Find the the Spelling Words in the box in the Word Search. Then write the words.**

took	should	draw	caught
steak	neighbor	great	

4. _____

5. _____

6. _____

7. _____

8. _____

9. _____

10. _____

a	s	h	o	u	l	d	b
t	c	d	e	a	f	g	d
o	s	t	e	a	k	h	r
o	i	r	j	k	l	m	a
k	g	r	e	a	t	n	w
c	a	u	g	h	t	o	p
n	e	i	g	h	b	o	r

Name _____

Long Vowel /ā/ea,
ei(gh), ey

Lesson 30

► Complete each sentence with a Spelling Word that has *ea*, *eigh*, or *ey*.

1. How do you like your _____ prepared?
2. We will have a _____ time at the party.
3. Let's go next door to meet our new _____.


► Finish the poster. Write a Spelling Word to complete each sentence.

New Art Class

(4) _____ students are welcome to join the new after-school art class. You will learn to (5) _____ many things. We will use paint, pencils, and (6) _____. If you love to draw, you (7) _____ sign up today. Don't get (8) _____ without a seat!

Spelling Words

took
should
draw
caught
fought
all
chalk
steak
neighbor
great



► Add or subtract the letters shown. Write the Spelling Word.

9. four - r + ght = _____
10. two - w + ok = _____

Spelling Strategies

Let us show you some of our favorite spelling strategies!

Here's a tip that helps me spell a word. I **say** the word. Then I **picture** the way it is spelled. Then I **write** it!

When I'm learning how to spell a word, the **Study Steps to Learn a Word** are a big help. See page 2.

I think of ways to spell the vowel sound in a word. Then I **try different spellings**.

When I don't know how to spell a word, I sometimes just take my best **guess**! Then I **check** it.

Sometimes I look up a word in a **dictionary**. Sometimes I just **ask someone** how to spell it.



I **proofread** my work **twice**. First, I circle words I know are misspelled. Then, I look for words I'm not sure of.

When I write a word that is a **homophone**, I make sure the word I've written **makes sense**.

When I'm writing a **compound word**, I think about how the **two smaller words** are spelled.

Sometimes thinking of a **rhyming word** helps me figure out how to spell a word. Both words may belong in the same word family.

When I need to spell **contractions**, I think about which **letters** have been **left out**. That's where I put the **apostrophe**.

I think about **spelling rules**, such as how to change a word's spelling before adding *s* or *es*.



My Spelling Log

A **Spelling Log** is a place for words that are important to you. Keep your word collection here. Group the words any way you like! Then use the **Spelling Words to Study** on pages 102–104. List words from each lesson that need your special attention.

My Own Word Collection	

Spelling Words to Study

List the words from each lesson that you have trouble spelling.

THEME 1

Lesson 1: Short Vowels /a/a, /i/i

Lesson 2: Short Vowels /e/e, /o/o, /u/u

Lesson 3: Long Vowels /ā/a-e, /ī/i-e,
/ō/o-e, /ū/u-e

Lesson 4: Long Vowel /ē/ee, ea

THEME 2

Lesson 6: Long Vowel /ī/ie, igh

Lesson 7: Long Vowel /ā/ai, ay

Lesson 8: r-Controlled Vowel /är/ar

Lesson 9: Long Vowel /ō/oa, ow

Spelling Words to Study

THEME 3

Lesson 11: Consonant Digraphs /ch/ch, tch; /sh/sh; /th/th

Lesson 12: Long Vowel /ē/ey, y

Lesson 13: Consonants /s/c, /j/g, dge

Lesson 14: r-Controlled Vowel /ûr/ir, ur, er, ear

THEME 4

Lesson 16: Consonant Digraphs /n/kn; /r/wr; /f/gh, ph

Lesson 17: Short Vowel /e/ea

Lesson 18: Vowel Diphthong /oi/oi, oy

Lesson 19: r-Controlled Vowel /ir/ ear, eer

Spelling Words to Study

THEME 5

Lesson 21: Vowel Diphthong /ou/ou, ow

Lesson 22: r-Controlled Vowel /ôr/or,
ore, our

Lesson 23: Vowel Diphthong /ōo/oo,
ew, ue, ui, ou

Lesson 24: r-Controlled Vowel /âr/
air, are

THEME 6

Lesson 26: Vowel Variant /ōo/oo, ou

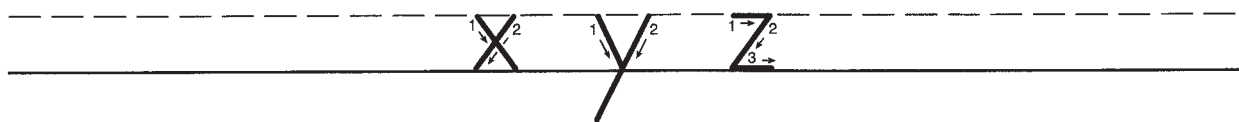
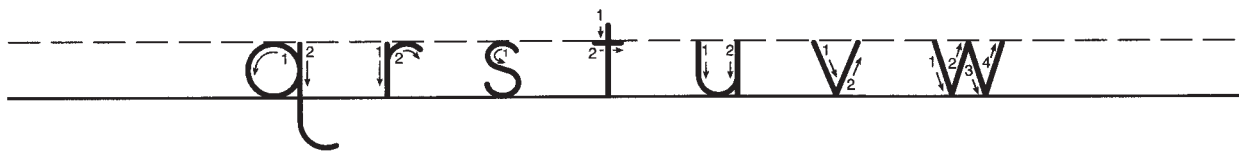
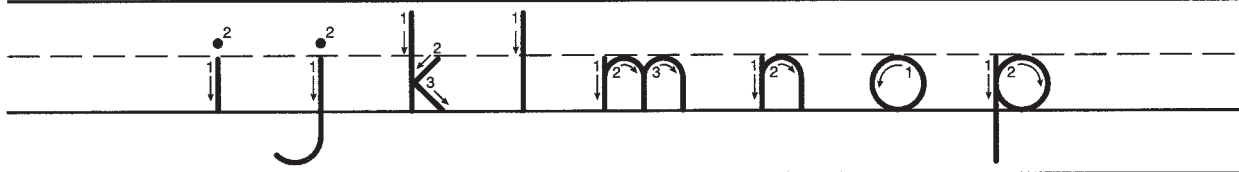
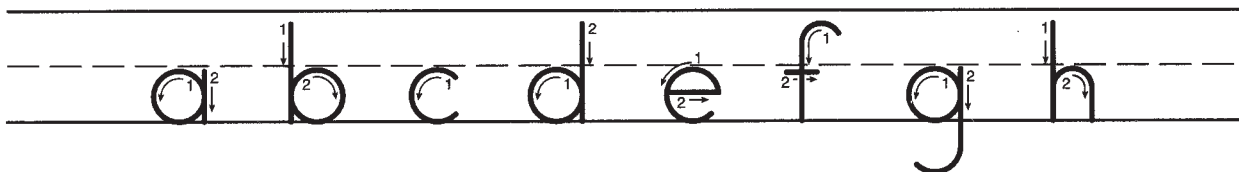
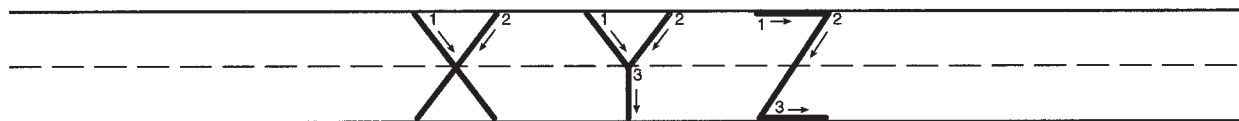
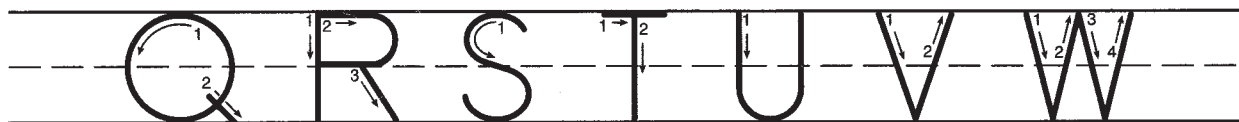
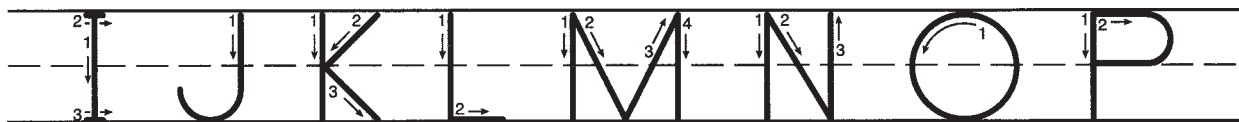
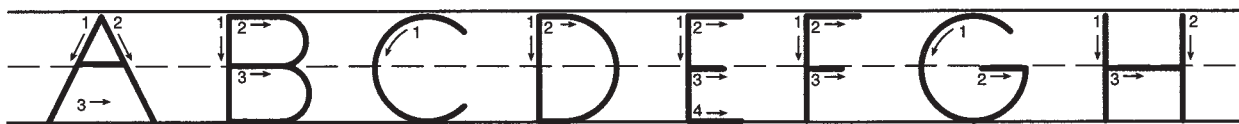
Lesson 27: Vowel Variant /ô/aw, au(gh)

Lesson 28: Vowel Variant /ô/a(l), ough

Lesson 29: Long Vowel /ā/ea, ei(gh), ey

Handwriting

Manuscript Alphabet



Handwriting

Cursive Alphabet

A B C D E F G H

I J K L M N O P

Q R S T U V W

X Y Z

a b c d e f g h

i j k l m n o p

q r s t u v w

x y z

Handwriting

D'Nealian Manuscript Alphabet

A B C D E F G H

I J K L M N O P

Q R S T U V W

X Y Z

a b c d e f g h

i j k l m n o p

q r s t u v w

x y z

Handwriting

D'Nealian Cursive Alphabet

A B C D E F G H

I J K L M N O P

Q R S T U V W

X Y Z

a b c d e f g h

i j k l m n o p

q r s t u v w

x y z