

Spelling Practice Book

Grade 1

 **Harcourt**
SCHOOL PUBLISHERS

www.harcourtschool.com

Copyright © by Harcourt, Inc.

All rights reserved. No part of this publication may be reproduced or transmitted in any form or by any means, electronic or mechanical, including photocopy, recording, or any information storage and retrieval system, without permission in writing from the publisher.

Permission is hereby granted to individuals using the corresponding student's textbook or kit as the major vehicle for regular classroom instruction to photocopy entire pages from this publication in classroom quantities for instructional use and not for resale. Requests for information on other matters regarding duplication of this work should be addressed to School Permissions and Copyrights, Harcourt, Inc., 6277 Sea Harbor Drive, Orlando, Florida 32887-6777. Fax: 407-345-2418.

HARCOURT and the Harcourt Logo are trademarks of Harcourt, Inc., registered in the United States of America and/or other jurisdictions.

Printed in the United States of America

ISBN 10 0-15-349896-X

ISBN 13 978-0-15-349896-1

1 2 3 4 5 6 7 8 9 10 073 12 11 10 09 08 07 06

If you have received these materials as examination copies free of charge, Harcourt School Publishers retains title to the materials and they may not be resold. Resale of examination copies is strictly prohibited and is illegal.

Possession of this publication in print format does not entitle users to convert this publication, or any portion of it, into electronic format.

Contents

THEME 1

Lesson 1	Short Vowel /a/a.....	1
Lesson 2	Short Vowel /a/a.....	4
Lesson 3	Short Vowel /i/i.....	7
Theme Test	10

THEME 2

Lesson 4	Digraph /k/ck	12
Lesson 5	Short Vowel /o/o	15
Lesson 6	Variant Vowel /ô/a (all)	18
Theme Test	21

THEME 3

Lesson 7	Short Vowel /e/e.....	23
Lesson 8	Digraph /th/th.....	26
Lesson 9	Short Vowel /u/u	29
Lesson 10	Diphthong /ng/ng.....	32
Lesson 11	r-Controlled Vowel /ôr/or, ore	35
Lesson 12	Digraph /sh/sh	38
Theme Test	41

THEME 4

Lesson 13	Digraphs /ch/ch, tch	43
Lesson 14	r-Controlled Vowel /är/ar.....	46
Lesson 15	Digraphs /kw/qu, /hw/wh.....	49
Lesson 16	r-Controlled Vowels /ûr/er, ir, ur	52
Lesson 17	Syllable /əl/-le.....	55
Lesson 18	Long Vowel /ō/ow, oa.....	58
Theme Test	61

Contents


THEME 5

Lesson 19	Long Vowel /ē/e, ee, ea.....	63
Lesson 20	Long Vowel /ā/ai, ay.....	66
Lesson 21	Long Vowel /ā/a-e	69
Lesson 22	Long Vowel /ī/i-e.....	72
Lesson 23	Long Vowel /ō/o-e	75
Lesson 24	Consonants /s/c; /j/g, dge.....	78
Theme Test	81

THEME 6

Lesson 25	Long Vowel /(y)ōō/u-e.....	83
Lesson 26	Long Vowel /ī/y, ie, igh.....	86
Lesson 27	Vowel Diphthong /ou/ow, ou.....	89
Lesson 28	Long Vowel /ē/y, ie	92
Lesson 29	Vowel Diphthong /ōō/oo, ew	95
Lesson 30	Long Vowels /ī/i, /ō/o	98
Theme Test	101

Spelling Strategies	103
Word Sort Cards	104
Handwriting Models	105



Name _____

Short Vowel /a/a

Lesson 1

► Read the Spelling Words. Then write each word in the group where it belongs.


Words with a

_____	_____
-----	-----
_____	_____
-----	-----
_____	_____
-----	-----
_____	_____
-----	-----
_____	_____
-----	-----
_____	_____
-----	-----
_____	_____
-----	-----
_____	_____
-----	-----
_____	_____
-----	-----
_____	_____
-----	-----

Spelling Words

am
at
cat
can
ran
man
map
tap
a
the

Word Without a



Name _____

Short Vowel /a/a

Lesson 1

- **Make cards for the Spelling Words.**
Lay the cards down and read them.

1. Put the words with short a in one group. Write the words on the chart.
2. Write the word with e on the chart.
3. Write the other word on the chart.

Words with Short a

_____	_____
-----	-----
_____	_____
_____	_____
-----	-----
_____	_____
_____	_____
-----	-----
_____	_____
_____	_____
-----	-----
_____	_____

Word with e

Other Word

_____	_____
-----	-----
_____	_____

Spelling Words

am
at
cat
can
ran
man
map
tap
a
the

Name _____

Short Vowel /a/a

Lesson 1

- Write the letter or letters that complete each Spelling Word. Then trace and say each word.

1. m n

2. at

3. m

4. r n

5. c n

6. ta

7. ma

8. _____


Spelling Words

am
at
cat
can
ran
man
map
tap
a
the

- Unscramble the letters to make a Spelling Word.

9. ta

10. eth



Name _____

Short Vowel /a/a

Lesson 2

► Read the Spelling Words. Then write each word in the group where it belongs.

Words with a

_____	_____
-----	-----
_____	_____
_____	_____
-----	-----
_____	_____
_____	_____
-----	-----
_____	_____
_____	_____
-----	-----
_____	_____

Words Without a

_____	_____
-----	-----
_____	_____

Spelling Words

hat
had
sad
sat
bat
bag
at
can
help
now



Name _____

Short Vowel /a/a

Lesson 2

- **Make cards for the Spelling Words.**
Lay the cards down and read them.

1. Put the words with short a in one group. Write the words on the chart.
2. Write the word with e on the chart.
3. Write the word with o on the chart.

Words with Short a

_____	_____
-----	-----
_____	_____
-----	-----
_____	_____
-----	-----
_____	_____
-----	-----
_____	_____
-----	-----
_____	_____
-----	-----

Word with e

Word with o

Spelling Words

hat
had
sad
sat
bat
bag
at
can
help
now

Name _____

Short Vowel /a/a

Lesson 2

► **Unscramble the letters to make a Spelling Word.**

1. adh

2. atb

3. ats

4. ads

5. ta

6. gba

7. nca

8. tha

Spelling Words

hat
had
sad
sat
bat
bag
at
can
help
now

► **Write the letter that completes each Spelling Word. Then trace the rest of the word.**

9. h _ p

10. n _ w



Name _____

Short Vowel /i/i

Lesson 3


► Read the Spelling Words. Then write each word in the group where it belongs.

Words with i

Words Without i

Spelling Words

in
pin
pig
big
dig
did
did
had
sat
no
too



Name _____

Short Vowel /i/i

Lesson 3

► **Make cards for the Spelling Words.**
Lay the cards down and read them.

1. Put the words with short i in one group. Write the words on the chart.
2. Put the words with a in one group. Write the words on the chart.
3. Put the words with o in another group. Write the words on the chart.

Words with Short i

_____	_____
-----	-----
_____	_____
-----	-----
_____	_____
-----	-----
_____	_____
-----	-----
_____	_____
-----	-----

Words with <u>a</u>	Words with <u>o</u>
_____	_____
-----	-----
_____	_____
-----	-----
_____	_____
-----	-----
_____	_____
-----	-----

Spelling Words

in
 pin
 pig
 big
 dig
 did
 had
 sat
 no
 too



Name _____

Short Vowel /i/i

Lesson 3

- Write the letter or letters that complete each Spelling Word. Then trace the rest of the word.

1.
i

2.
t

3.
d g

4.
p g

5.
d d

6.
h a

7.
s t

8.
n


Spelling Words

in
pin
pig
big
dig
did
had
sat
no
too

- Unscramble the letters to make a Spelling Word.

9. npi

10. igb



Name _____

Theme Test

Theme 1

► Read each sentence. Look at how the two words are spelled. Fill in the circle next to the correct word.

SAMPLE: The _____ naps.

☐ kat ☒ cat

1. They are _____.

☐ sadd ☐ sad

2. Pam can _____.

☐ help ☐ halp

3. Dad has a _____ van.

☐ big ☐ bige

4. Will Max dig _____?

☐ nuw ☐ now

5. We will fill a _____.

☐ bag ☐ bagg

Name _____

Theme Test

Theme 1

► Read each pair of sentences. Look at how the underlined words are spelled. Then fill in the circle next to the correct sentence.

SAMPLE: ☒ We have a map.
☐ We have a mapp.

1. ☐ I did not sit.
☐ I ded not sit.
2. ☐ I em big.
☐ I am big.
3. ☐ Sam sat on the mat.
☐ Sam sat on thu mat.
4. ☐ Pam has noo mat.
☐ Pam has no mat.
5. ☐ I can tap.
☐ I can tep.

Name _____

Digraph /k/ck

Lesson 4

- Read the Spelling Words. Then write each word in the group where it belongs.

Words with ck

Words Without ck

Spelling Words

pick

pack

tack

back

sack

sick

big

in

hold

so



Lesson 4

Name _____

Digraph /k/ck

Lesson 4

- Write the letter or letters that complete each Spelling Word. Then trace the rest of the word.

1.
i

2.
s

3.
b g

4.
h d

5.
pi

6.
sa

7.
ack

8.
ack

Spelling Words

pick

pack

tack

back

sack

sick

big

in

hold

so

- Unscramble the letters to make a Spelling Word.

9. ckpa

10. cski



Name _____

Short Vowel /o/o

Lesson 5

- Read the Spelling Words. Then write each word in the group where it belongs.

Words with o


_____	_____
-----	-----
_____	_____
-----	-----
_____	_____
-----	-----
_____	_____
-----	-----
_____	_____
-----	-----
_____	_____
-----	-----
_____	_____
-----	-----
_____	_____
-----	-----

Spelling Words

top
hop
hot
not
dot
dog
back
pick
oh
yes

Words Without o

_____	_____
-----	-----
_____	_____
-----	-----
_____	_____
-----	-----
_____	_____
-----	-----
_____	_____
-----	-----



Name _____

Short Vowel /o/o

Lesson 5

- **Make cards for the Spelling Words.**
Lay the cards down and read them.

1. Put the words with short o in one group. Write the words on the chart.
2. Write the other words on the chart.

Words with Short o

_____	_____
-----	-----
_____	_____
_____	_____
-----	-----
_____	_____
_____	_____
-----	-----
_____	_____

Other Words

_____	_____
-----	-----
_____	_____
_____	_____
-----	-----
_____	_____

Spelling Words

top
hop
hot
not
dot
dog
back
pick
oh
yes



Name _____

Short Vowel /o/o

Lesson 5

► Write the letter or letters that complete each Spelling Word. Then trace and say each word.

1. t p

2. b a

3. o g

4. d t

5. y e

6. n o

7. h p

8. o

Spelling Words

top
hop
hot
not
dot
dog
back
pick
oh
yes

► Unscramble the letters to make a Spelling Word.

9. cipk

10. oth



Name _____

Variant Vowel /ô/a
(all)

Lesson 6

- Read the Spelling Words. Then write each word in the group where it belongs.

Words with all

_____	_____
-----	-----
_____	_____
_____	_____
-----	-----
_____	_____
_____	_____
-----	-----
_____	_____

Words Without all

_____	_____
-----	-----
_____	_____
_____	_____
-----	-----
_____	_____

**Spelling
Words**

all
call
fall
wall
ball
tall
not
top
much
thank

Name _____

Variant Vowel /ô/a
(all)

Lesson 6

- **Make cards for the Spelling Words.**
Lay the cards down and read them.

1. Put the words with all in one group.
Write the words on the chart.
2. Put the words with short o in one group. Write the words on the chart.
3. Write the other words on the chart.

Words with all

_____	_____
-----	-----
_____	_____
_____	_____
-----	-----
_____	_____
_____	_____
-----	-----
_____	_____

Spelling Words

all
call
fall
wall
ball
tall
not
top
much
thank

Words with Short o

Other Words

_____	_____
-----	-----
_____	_____
_____	_____
-----	-----
_____	_____

Name _____

Variant Vowel /ô/a
(all)

Lesson 6

- Write the letter or letters that complete each Spelling Word. Then trace the rest of the word.

1.

2.

3.

4.

5.

6.

7.

8.


Spelling Words

all
call
fall
wall
ball
tall
not
top
much
thank

- Unscramble the letters to make a Spelling Word.

9. lalc

10. alfl



Name _____

Theme Test

Theme 2

► **Read each sentence. Look at how the two words are spelled. Fill in the circle next to the correct word.**

SAMPLE: Dad has a _____.

☐ het ☒ hat

1. A cat sits on the _____.

☐ wall ☐ wol

2. An ant is in the _____.

☐ sak ☐ sack

3. Can you _____ my bag?

☐ hald ☐ hold

4. The pig is _____ too big.

☐ mech ☐ much

5. It is on _____ of the box.

☐ top ☐ topp

Name _____

Theme Test

Theme 2

- Read each pair of sentences. Look at how the underlined words are spelled. Then fill in the circle next to the correct sentence.

SAMPLE: ○ Dad did not pac a ball.
● Dad did not pack a ball.

1. ○ I will thenk Mom.
○ I will thank Mom.
2. ○ She is tahl.
○ She is tall.
3. ○ My dogg can dig.
○ My dog can dig.
4. ○ I am sick.
○ I am sik.
5. ○ We will come back.
○ We will come bak.

Name _____

Short Vowel /e/e

Lesson 7

► Read the Spelling Words. Then write each word in the group where it belongs.

Words with e

_____	_____
-----	-----
_____	_____
_____	_____
-----	-----
_____	_____
_____	_____
-----	-----
_____	_____
_____	_____
-----	-----
_____	_____

Spelling Words

set
sent
ten
tell
let
get
all
call
make
of

Words Without e



Name _____

Short Vowel /e/e

Lesson 7

► Make cards for the Spelling Words.

1. Put the words with short e in one group. Write the words on the chart.
2. Put the words that rhyme with ball in one group. Write them on the chart.
3. Write the other words on the chart.

Words with Short e

_____	_____
-----	-----
_____	_____
-----	-----
_____	_____
-----	-----
_____	_____
-----	-----
_____	_____

Words That Rhyme with ball


_____	_____
-----	-----
_____	_____

Other Words

_____	_____
-----	-----
_____	_____

Spelling Words

set
sent
ten
tell
let
get
all
call
make
of



Name _____

Short Vowel /e/e

Lesson 7

► **Unscramble the letters to write a Spelling Word.**

1. kema

2. etns

3. lal

4. ent

5. lelt

6. est

7. lcla

8. lte

Spelling Words

set
sent
ten
tell
let
get
all
call
make
of

► **Write the letter or letters that complete each Spelling Word.**

9. g_____

g

10. _____f

f



Name _____

Digraph /th/th

Lesson 8

► Read the Spelling Words. Then write each word in the group where it belongs.

Words with th

_____	_____
-----	-----
_____	_____
_____	_____
-----	-----
_____	_____
_____	_____
-----	-----
_____	_____

Words Without th

_____	_____
-----	-----
_____	_____
_____	_____
-----	-----
_____	_____

Spelling Words

then

them

this

that

path

with

ten

get

said

was



Name _____

Digraph /th/th

Lesson 8

► **Make cards for the Spelling Words.**

Lay the cards down and read them.

1. Put the words with e in one group.
Write the words on the chart.
2. Put the words with a in one group.
Write the words on the chart.
3. Write the other words on the chart.

Spelling Words

then
them
this
that
path
with
ten
get
said
was

Words with <u>e</u>	Words with <u>a</u>
_____	_____
_____	_____
_____	_____
_____	_____
_____	_____
_____	_____
_____	_____
_____	_____
_____	_____
_____	_____



Other Words

_____	_____
_____	_____
_____	_____

Name _____

Digraph /th/th

Lesson 8

► Write the letter or letters that complete each Spelling Word. Then trace the rest of the word.

1. w_____s

ws

2. th_____n

thn

3. wi_____

wi

4. t_____n

tn

5. s_____d

sd

6. g_____

g

7. _____is

is

8. th_____

th

Spelling Words

then

them

this

that

path

with

ten

get

said

was

► Unscramble the letters to make a Spelling Word.

9. emth

10. thpa



Name _____

Short Vowel /u/u

Lesson 9

► Read the Spelling Words. Then write each word in the group where it belongs.

Words with u


_____	_____
-----	-----
_____	_____
_____	_____
-----	-----
_____	_____
_____	_____
-----	-----
_____	_____

Words Without u

_____	_____
-----	-----
_____	_____
_____	_____
-----	-----
_____	_____

Spelling Words

us
bus
must
cut
cub
club
with
then
don't
says



Name _____

Short Vowel /u/u

Lesson 9

► Make cards for the Spelling Words.

1. Put the words with us in one group.
Put the words with ub in another group. Write the words on the chart.
2. Write the other words on the chart.

Spelling Words

us
bus
must
cut
cub
club
with
then
don't
says

Words with us

Words with ub

Other Words



Name _____

Short Vowel /u/u
.....
Lesson 9

► Write the letter or letters that complete each Spelling Word. Then trace the rest of the word.

1. ____s

s

2. b____s

b s

3. ____ub

ub

4. c____t

c t

5. mu____

mu

6. c____b

c b

7. ____ay____

ay

8. d____'t

d 't


Spelling Words

us
bus
must
cut
cub
club
with
then
don't
says

► Unscramble the letters to make a Spelling Word.

9. thiw

10. neth



Name _____

Diphthong /ng/ng

Lesson 10

► Read the Spelling Words. Then write each word in the group where it belongs.

Words with ng


_____	_____
-----	-----
_____	_____
_____	_____
-----	-----
_____	_____
_____	_____
-----	-----
_____	_____

Words Without ng

_____	_____
-----	-----
_____	_____
_____	_____
-----	-----
_____	_____

Spelling Words

long
song
sing
ring
bring
thing
us
must
does
food



Name _____

Diphthong /ng/ng

Lesson 10

► **Make cards for the Spelling Words.**

1. Put the words with ing in one group.
Write the words on the chart.
2. Write the other words on the chart.

Words with ing

_____	_____
-----	-----
_____	_____
_____	_____
-----	-----
_____	_____

Other Words

_____	_____
-----	-----
_____	_____
_____	_____
-----	-----
_____	_____
_____	_____
-----	-----
_____	_____

Spelling Words

long
song
sing
ring
bring
thing
us
must
does
food



Name _____

Diphthong /ng/ng

Lesson 10

► Write the letter or letters that complete each Spelling Word. Then trace the rest of the word.

1. mu_____

mu

2. s_____ng

s ng

3. _____s

s

4. f_____d

f d

5. lo_____

lo

6. _____oe_____

oe

Spelling Words

long

song

sing

ring

bring

thing

us

must

does

food

► Write four Spelling Words that rhyme with king.

7. _____

8. _____

9. _____

10. _____



Name _____

r-Controlled Vowel
/ôr/ or, ore
.....
Lesson 11

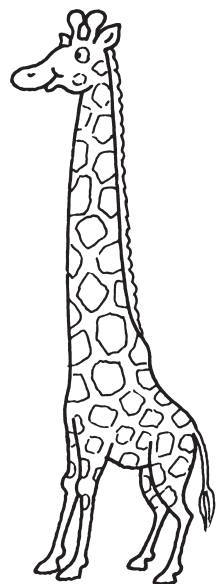
► Read the Spelling Words. Then write each word in the group where it belongs.

Words with or

Words Without or

Spelling Words

or
for
form
more
store
sort
long
bring
your
head



Name _____

► **Make cards for the Spelling Words.**

1. Put the words with or in one group.
Write the words on the chart.
2. Find the word with ou and the word with ea. Write the words on the chart.
3. Write the words with ng on the chart.

Words with or

_____	_____
-----	-----
_____	_____
-----	-----
_____	_____
-----	-----
_____	_____
-----	-----
_____	_____

Spelling Words

or
for
form
more
store
sort
long
bring
your
head

Word with ou

Word with ea

_____	_____
-----	-----
_____	_____

Words with ng

_____	_____
-----	-----
_____	_____



Name _____

r-Controlled Vowel
/ôr/or, ore
.....
Lesson 11

► Write the letter or letters that complete each Spelling Word. Then trace the rest of the word.

1. f____r

fr

2. lo____

lor

3. ____r

for

4. m____r____

more

5. fo____

form

6. ____or____

sort

7. y____r

your

8. h____d

head

Spelling Words

or
for
form
more
store
sort
long
bring
your
head

► Unscramble the letters to write a Spelling Word.

9. rtso

store

10. inrbg

bring



Name _____

Digraph /sh/sh

Lesson 12

► Read the Spelling Words. Then write each word in the group where it belongs.

Words with sh

_____	_____
-----	-----
_____	_____
_____	_____
-----	-----
_____	_____
-----	-----
_____	_____

Words Without sh

_____	_____
-----	-----
_____	_____
_____	_____
-----	-----
_____	_____

Spelling Words

shop

shot

shut

rush

wish

fish

for

more

from

very



Name _____

Digraph /sh/sh

Lesson 12

► Make cards for the Spelling Words.

1. Put words that begin with sh in one group and words that end with sh in another. Write them on the chart.
2. Write the other words on the chart.


Spelling Words

shop
shot
shut
rush
wish
fish
for
more
from
very

Begin with sh

End with sh

Other Words



Name _____

Digraph /sh/sh

Lesson 12

► Write the letter or letters that complete each Spelling Word. Then trace the rest of the word.

1. sh_____p

sh p

2. ru_____

ru

3. _____ot

ot

4. fr_____m

fr m

5. _____ut

ut

6. _____er_____

er

7. mor_____

mor

8. _____or

or

Spelling Words

shop

shot

shut

rush

wish

fish

for

more

from

very

► Write two Spelling Words that rhyme with dish.

9. _____

10. _____



Name _____

Theme Test

Theme 3

► **Read each sentence. Look at how the two words are spelled. Fill in the circle next to the correct word.**

SAMPLE: We got on the _____.

☐ bis ☒ bus

1. We will _____ for a dress.

☐ shep ☐ shop

2. Here is a good _____.

☐ store ☐ storr

3. Will you _____ me a gift?

☐ bring ☐ breng

4. Dad will get _____.

☐ fud ☐ food

5. _____ him what you like.

☐ Tel ☐ Tell

Name _____

Theme Test

Theme 3

► Read each pair of sentences. Look at how the underlined words are spelled. Then fill in the circle next to the correct sentence.

SAMPLE: ○ Den't drop the dish.

● Don't drop the dish.

1. ○ Mom musst cut the ham.
○ Mom must cut the ham.
2. ○ This one is the best.
○ Thes one is the best.
3. ○ We can have it with milk.
○ We can have it weth milk.
4. ○ Miss North sent some corn.
○ Miss North sint some corn.
5. ○ I wis we had more milk.
○ I wish we had more milk.

Name _____

Digraphs
/ch/ch, tch

.....
Lesson 13

► Read the Spelling Words. Then write each word in the group where it belongs.

Words with ch


_____	_____
-----	-----
_____	_____
_____	_____
-----	-----
_____	_____
_____	_____
-----	-----
_____	_____

Words Without ch

_____	_____
-----	-----
_____	_____
_____	_____
-----	-----
_____	_____

Spelling Words

chip
chin
inch
such
catch
match
wish
shop
saw
were



Name _____

Digraphs
/ch/ch, tch

Lesson 13

► Make cards for the Spelling Words.

1. Put the words with ch in one group.
Write the words on the chart. Circle the words that have a t.
2. Write the other words on the chart.

Words with ch

_____	_____
-----	-----
_____	_____
-----	-----
_____	_____
-----	-----
_____	_____
-----	-----
_____	_____

Other Words

_____	_____
-----	-----
_____	_____
-----	-----
_____	_____
-----	-----
_____	_____

Spelling Words

chip

chin

inch

such

catch

match

wish

shop

saw

were



Name _____

Digraphs
/ch/ch, tch

Lesson 13

► Write the letter or letters that complete each Spelling Word. Then trace the rest of the word.

1. su_____

su

2. wi_____

wi

3. ch_____n

chin

4. sh_____

sh

5. _____ip

ip

6. wer_____

wer

7. in_____

in

8. s_____w

s w

Spelling Words

chip

chin

inch

such

catch

match

wish

shop


saw

were

► Write two Spelling Words that rhyme with patch.

9. _____

10. _____



Name _____

r-Controlled Vowel
/är/ar

Lesson 14

► Read the Spelling Words. Then write each word in the group where it belongs.

Words with ar


_____	_____
-----	-----
_____	_____
_____	_____
-----	-----
_____	_____
_____	_____
-----	-----
_____	_____

Words Without ar

_____	_____
-----	-----
_____	_____
_____	_____
-----	-----
_____	_____

Spelling Words

far
farm
arm
art
part
park
chin
such
fly
watch



Name _____

r-Controlled Vowel
/är/ar

Lesson 14

► Make cards for the Spelling Words.

1. Put words with ar in one group. Put words with ch in another group. Write the words on the chart.
2. Write the word with y on the chart.

Words with ar

_____	_____
-----	-----
_____	_____
-----	-----
_____	_____
-----	-----
_____	_____
-----	-----
_____	_____

Words with ch

Word with y

Spelling Words

far
farm
arm
art
part
park
chin
such
fly
watch



Name _____

r-Controlled Vowel
/är/ar

Lesson 14

► Write the letter or letters that complete each Spelling Word. Then trace the rest of the word.

1. _____rt

rt

2. p_____t

p t

3. a_____m

a m

4. f_____r

f r

5. _____rk

r k

6. su_____

su

7. w_____ch

w ch

8. fl_____

fl

Spelling Words

far
farm
arm
art
part
park
chin
such
fly
watch

► Unscramble the letters to make a Spelling Word.

9. afmr

10. hcni



Name _____

Digraphs /kw/qu,
/hw/wh

Lesson 15

► Read the Spelling Words. Then write each word in the group where it belongs.

Words with wh

_____	_____
_____	_____
_____	_____
_____	_____
_____	_____
_____	_____

Words with qu

_____	_____
_____	_____
_____	_____
_____	_____
_____	_____
_____	_____

Other Words

_____	_____
_____	_____
_____	_____
_____	_____
_____	_____
_____	_____

Spelling Words

quit
quick
quiz
whiz
which
when
arm
part
house
put



Name _____

Digraphs /kw/qu,
/hw/wh

Lesson 15

► Make cards for the Spelling Words.

1. Put words with qu in a group.

Put words with wh in another group.

Put words with ar in a third group.

Write the words on the chart.

2. Write the other words on the chart.

Spelling Words

quit
quick
quiz
whiz
which
when
arm
part
house
put

Words with qu

Words with wh

Words with ar

Other Words



Name _____

Digraphs /kw/qu,
/hw/wh

Lesson 15

► Unscramble the letters to write a
Spelling Word.

1. iqkcu

2. tiqu

3. zwhi

4. chhiw

5. mra

6. newh

7. adrc

8. iqzu

**Spelling
Words**

quit

quick

quiz

whiz

which

when

arm

part

house

put

► Write the letter or letters that complete
each Spelling Word. Then trace the rest
of the word.

9. h_____se

h_____se
h_____se

10. _____u_____

_____u_____
_____u_____



Name _____

► Read the Spelling Words. Then write each word in the group where it belongs.

Words with r

_____	_____
-----	-----
_____	_____
_____	_____
-----	-----
_____	_____
_____	_____
-----	-----
_____	_____
_____	_____
-----	-----
_____	_____
_____	_____
-----	-----
_____	_____

Words Without r

_____	_____
-----	-----
_____	_____
_____	_____
-----	-----
_____	_____

Spelling Words

her
fur
turn
bird
girl
first
quit
when
name
work



Name _____

► **Make cards for the Spelling Words.**

1. Put the words with ur in one group.

Put the words with ir in another group.

Write the words on the chart.

2. Write the other words on the chart.

**Spelling
Words**

her

fur

turn

bird

girl

first

quit

when

name

work

Words with ur

Words with ir

Other Words



Name _____

r-Controlled vowels

/ûr/ er, ir, ur

Lesson 16

► Write the letter or letters that complete each Spelling Word. Then trace the rest of the word.

1. gi_____l

gi l

2. _____er

er

3. wh_____n

wh n

4. w_____rk

w rk

5. f_____r

f r

6. nam_____

nam

7. q_____t

q t

8. b_____d

b d

Spelling Words

her
fur
turn
bird
girl
first
quit
when
name
work



► Unscramble the letters to make a Spelling Word.

9. trfsi

10. utnr

Name _____

Syllable /əl/-le

Lesson 17

► Read the Spelling Words. Then write each word in the group where it belongs.

Words with le

Words Without le

Spelling Words

hand

handle

wig

wiggle

single

little

turn

girl

by

room



Name _____

Syllable /əl/-le

Lesson 17

► Write the letter or letters that complete each Spelling Word. Then trace the rest of the word.

1. b_____

b o

2. wi_____le

w i l e

3. t_____n

t n

4. g_____l

g l

5. r_____m

r m

6. lit_____

l i t

7. s_____gle

s g l e

8. w_____g

w g

9. h_____d

h d

Spelling Words

hand
handle
wig
wiggles
single
little
turn
girl
by
room



► Write the Spelling Word that rhymes with sandal.

10. _____

Name _____

Long Vowel
/ō/ ow, oa

Lesson 18

► Read the Spelling Words. Then write each word in the group where it belongs.

Words with Long o


_____	_____
-----	-----
_____	_____
-----	-----
_____	_____
-----	-----
_____	_____
-----	-----
_____	_____
-----	-----

Words Without Long o

_____	_____
-----	-----
_____	_____
-----	-----
_____	_____
-----	-----
_____	_____
-----	-----

Spelling Words

low
slow
grow
road
soap
boat
little
handle
carry
would



Name _____

Long Vowel
/ō/ow, oa

Lesson 18

► Make cards for the Spelling Words.

- Put the words with ow in a group. Put the words with oa in another group. Put the words with le in a third group. Write the words on the chart.
- Write the other words on the chart.

Words with <u>ow</u>	Words with <u>oa</u>
_____	_____
_____	_____
_____	_____
_____	_____
_____	_____
_____	_____
_____	_____
_____	_____
_____	_____
_____	_____

Words with <u>le</u>	Other Words
_____	_____
_____	_____
_____	_____
_____	_____
_____	_____
_____	_____
_____	_____
_____	_____
_____	_____
_____	_____

Spelling Words

low
slow
grow
road
soap
boat
little
handle
carry
would



Name _____

Long Vowel
/ō/ ow, oa

Lesson 18

► Write the letter or letters that complete each Spelling Word. Then trace the rest of the word.

1. s_____p

s p

2. car_____

car

3. li_____le

li le

4. ro_____

ro

5. w_____ld

w ld

6. hand_____

hand

7. b_____t

b t

8. lo_____

lo

Spelling Words

low
slow
grow
road
soap
boat
little
handle
carry
would

► Write the two Spelling Words that rhyme with low.

9. _____ 10. _____



Name _____

Theme Test

Theme 4

► **Read each sentence. Look at how the two words are spelled. Fill in the circle next to the correct word.**

SAMPLE: The plant will _____ tall.

☐ gro ☒ grow

1. Bob can _____ the pot.

☐ kerry ☐ carry

2. A little _____ sits on a branch.

☐ bird ☐ burd

3. Fran fell on her _____.

☐ cin ☐ chin

4. They have a big _____.

☐ farm ☐ ferm

5. _____ pig is bigger?

☐ Quich ☐ Which

Name _____

Theme Test

Theme 4

► Read each pair of sentences. Look at how the underlined words are spelled. Then fill in the circle next to the correct sentence.

SAMPLE: ☒ Turn the little red car.

☐ Turn the litel red car.

1. ☐ She turns the handal.

☐ She turns the handle.

2. ☐ Don't quit yet.

☐ Don't qiut yet.

3. ☐ I will catch up to you.

☐ I will cach up to you.

4. ☐ This is the fun pert.

☐ This is the fun part.

5. ☐ Let's paddle the bowt.

☐ Let's paddle the boat.

Name _____

Long Vowel /ē/ e, ee, ea

Lesson 19

► Read the Spelling Words. Then write each word in the group where it belongs.

Words with Long e

_____	_____
-----	-----
_____	_____
_____	_____
-----	-----
_____	_____
_____	_____
-----	-----
_____	_____

Words Without Long e

_____	_____
-----	-----
_____	_____
_____	_____
-----	-----
_____	_____

Spelling Words

me
see
feet
seat
mean
team
slow
road
our
over



Name _____

Long Vowel /ē/ e,
ee, ea

Lesson 19

► **Make cards for the Spelling Words. Lay the cards down and read them.**

1. Put the words with long e in one group. Write the words on the chart. Circle the letters that make long e.
2. Write the other words on the chart.

Words with Long e

_____	_____
-----	-----
_____	_____
-----	-----
_____	_____
-----	-----
_____	_____
-----	-----
_____	_____

Other Words

_____	_____
-----	-----
_____	_____
-----	-----
_____	_____
-----	-----
_____	_____

Spelling Words

me
see
feet
seat
mean
team
slow
road
our
over



Name _____

Long Vowel /ē/ e, ee, ea

Lesson 19

► Write the letter or letters that complete each Spelling Word. Then trace and say each word.

1. m _____

2. f _____

3. m n _____

4. s _____

5. t m _____

6. o _____

7. r d _____

8. s t _____

Spelling Words

me

see

feet

seat

mean

team

slow

road

our

over

► Unscramble the letters to make a Spelling Word.

9. rvoe

10. ese



Name _____

Long Vowel /ā/
ai, ay

Lesson 20

► Read the Spelling Words. Then write each word in the group where it belongs.

Words with Long a

_____	_____
-----	-----
_____	_____
_____	_____
-----	-----
_____	_____
_____	_____
-----	-----
_____	_____

Words Without Long a

_____	_____
-----	-----
_____	_____
_____	_____
-----	-----
_____	_____

Spelling Words

day

say

play

plain

rain

wait

feet

me

door

told



Name _____

Long Vowel /ā/
ai, ay

Lesson 20

► Make cards for the Spelling Words.

1. Put the words with ay in one group.
Put the words with ai in another group. Write the words on the chart.
2. Write the other words on the chart.


Words with <u>ay</u>	Words with <u>ai</u>
_____	_____
_____	_____
_____	_____
_____	_____
_____	_____
_____	_____
_____	_____
_____	_____
_____	_____

Spelling Words

day
say
play
plain
rain
wait
feet
me
door
told

Other Words

_____	_____
_____	_____
_____	_____
_____	_____
_____	_____
_____	_____



Name _____

Long Vowel /ā/
ai, ay

Lesson 20

- Write the letter or letters that complete each Spelling Word. Then trace the rest of the word.

1. f t

2. p l

3. p in

4. r n

5. s y

6. d r

7. t d

8. m

Spelling Words

day

say

play

plain

rain

wait

feet

me

door

told

- Unscramble the letters to make a Spelling Word.

9. yda

10. tiwa



Name _____

Long Vowel /ā/ a-e

.....
Lesson 21

► Read the Spelling Words. Then write each word in the group where it belongs.


Words with Long a

_____	_____
-----	-----
_____	_____
_____	_____
-----	-----
_____	_____
-----	-----
_____	_____
-----	-----
_____	_____
-----	-----
_____	_____
-----	-----
_____	_____
-----	-----
_____	_____

Spelling Words

came
game
gate
late
lake
take
day
play
four
place

Word Without Long a



Name _____

Long Vowel /ā/ a-e

.....
Lesson 21

► **Make cards for the Spelling Words.**

1. Put the words with long a and silent e in one group. Write the words on the chart.
2. Write the other words on the chart.

Words with Long a and Silent e

_____	_____
-----	-----
_____	_____
_____	_____
-----	-----
_____	_____
_____	_____
-----	-----
_____	_____
_____	_____
-----	-----
_____	_____

Other Words

_____	_____
-----	-----
_____	_____
_____	_____
-----	-----
_____	_____

Spelling Words

came
game
gate
late
lake
take
day
play
four
place



Name _____

Long Vowel /ā/ a-e

Lesson 21

- Write the letter or letters that complete each Spelling Word. Then trace the rest of the word.

1. gat

2. pla e

3. t t

4. g m

5. f r

6. c

Spelling Words

came
game
gate
late
lake
take
day
play
four
place

- Write two Spelling Words that rhyme with cake.

7. _____

8. _____

- Write two Spelling Words that rhyme with hay.

9. _____

10. _____



Name _____

Long Vowel /ī/ i-e

Lesson 22

► Read the Spelling Words. Then write each word in the group where it belongs.

Words with Long i


_____	_____
-----	-----
_____	_____
-----	-----
_____	_____
-----	-----
_____	_____
-----	-----
_____	_____

Words Without Long i

_____	_____
-----	-----
_____	_____
-----	-----
_____	_____

Spelling Words

like
line
nine
mine
mile
while
take
came
gone
near



Name _____

Long Vowel /ī/ i-e

Lesson 22

► **Make cards for the Spelling Words. Lay the cards down and read them.**

1. Put the words with long i and silent e in a group. Write the words on the chart.
2. Write the other words on the chart.

Words with Long i and Silent e

_____	_____
-----	-----
_____	_____
_____	_____
-----	-----
_____	_____
_____	_____
-----	-----
_____	_____

Other Words

_____	_____
-----	-----
_____	_____
_____	_____
-----	-----
_____	_____

Spelling Words

like
line
nine
mine
mile
while
take
came
gone
near

Name _____

Long Vowel /i/ i-e

Lesson 22

► Unscramble the letters to write a Spelling Word.

1. engo

2. ilewh

3. keli

4. ceam

5. iemn

6. keta

7. nien

8. miel

Spelling Words

like

line

nine

mine

mile

while

take

came

gone

near

► Write the letter or letters that complete each Spelling Word.

9. l e

10. n r



Name _____

Long Vowel /ō/o-e

Lesson 23

► Read the Spelling Words. Then write each word in the group where it belongs.

Words with Long o

_____	_____
-----	-----
_____	_____
_____	_____
-----	-----
_____	_____
_____	_____
-----	-----
_____	_____

Words Without Long o

_____	_____
-----	-----
_____	_____
_____	_____
-----	-----
_____	_____

Spelling Words

home
hope
rope
rode
rose
those
like
nine
right
walk



Name _____

Long Vowel /ō/o-e

Lesson 23

► **Make cards for the Spelling Words.**

Lay the cards down and read them.

1. Put the words with long o and silent e in one group. Write the words on the chart.
2. Write the other words on the chart.

Words with Long o and Silent e

_____	_____
_____	_____
_____	_____
_____	_____
_____	_____
_____	_____
_____	_____
_____	_____

Other Words

_____	_____
_____	_____
_____	_____
_____	_____
_____	_____

Spelling Words

home

hope

rope

rode

rose


those

like

nine

right

walk



Name _____

Long Vowel /ō/o-e

Lesson 23

- Write the letter or letters that complete each Spelling Word. Then trace the rest of the word.

1. rod

2. nin

3. h p

4. w lk

5. h e

6. ri t

7. rop

8. lk

Spelling Words

home

hope

rope

rode

rose

those

like

nine


right

walk

- Write two Spelling Words that rhyme with nose.

9. _____

10. _____



Name _____

Consonants /s/c;
/j/g, dge

Lesson 24

► Read the Spelling Words. Then write each word in the group where it belongs.

Words with c

_____	_____
-----	-----
_____	_____
-----	-----
_____	_____

Words with g


_____	_____
-----	-----
_____	_____
-----	-----
_____	_____

Words Without c or g

_____	_____
-----	-----
_____	_____
-----	-----
_____	_____

Spelling Words

ice
nice
race
page
edge
large
home
those
eyes
hello



Name _____

Consonants /s/c;
/j/g, dge

Lesson 24

► Make cards for the Spelling Words.

1. Put the words with a long vowel and silent e in one group. Write the words on the chart.
2. Write the other words on the chart.

Words with Long Vowel and Silent e

_____	_____
-----	-----
_____	_____
_____	_____
-----	-----
_____	_____
_____	_____
-----	-----
_____	_____

Other Words

_____	_____
-----	-----
_____	_____
_____	_____
-----	-----
_____	_____

Spelling Words

ice
nice
race
page
edge
large
home
those
eyes
hello



Name _____

Consonants /s/c;
/j/g, dge
.....
Lesson 24

- Write the letter or letters that complete each Spelling Word. Then trace the rest of the word.

1. e ge

2. h me

3. ra

4. tho

5. he lo

6. e s

Spelling Words

ice
nice
race
page
edge
large
home
those
eyes
hello

- Unscramble the letters to make a Spelling Word


7. gepa

8. raelg

- Write two Spelling Words that rhyme with dice.

9. _____

10. _____



Name _____

Theme Test

Theme 5

► **Read each sentence. Look at how the two words are spelled. Fill in the circle next to the correct word.**

SAMPLE: I _____ we go to the park.

☐ hoap ☒ hope

1. All the girls like to _____.

☐ rase ☐ race

2. They _____ their bikes to the park.

☐ rode ☐ rowd

3. Can we _____ the riddle game?

☐ plae ☐ play

4. The red _____ can go first.

☐ teme ☐ team

5. Don't be _____!

☐ late ☐ layt

Name _____

Theme Test

Theme 5

► Read each pair of sentences. Look at how the underlined words are spelled. Then fill in the circle next to the correct sentence.

SAMPLE: ○ There are nin bikes.

● There are nine bikes.

1. ○ Can you see the forest?
○ Can you se the forest?
2. ○ The rayn made the tent wet.
○ The rain made the tent wet.
3. ○ We will wolk on the path.
○ We will walk on the path.
4. ○ The path is one mile long.
○ The path is one mil long.
5. ○ We sit on the edge of it.
○ We sit on the edje of it.

Name _____

Long Vowel
/(y)ōō/u-e

Lesson 25


► Read the Spelling Words. Then write each word in the group where it belongs.

Words with u

Words Without u

Spelling Words

use
cute
cube
tube
tune
rule
nice
large
hear
talk



Name _____

Long Vowel
/(y)ōō/u-e

Lesson 25

- **Make cards for the Spelling Words.**
Lay the cards down and read them.

1. Put the words with long u and silent e in a group. Write the words on the chart.
2. Write the other words on the chart.

Words with Long u and Silent e

_____	_____
-----	-----
_____	_____
-----	-----
_____	_____
-----	-----
_____	_____
-----	-----
_____	_____

Other Words

_____	_____
-----	-----
_____	_____
-----	-----
_____	_____
-----	-----
_____	_____

Spelling Words

use
cute
cube
tube
tune
rule
nice
large
hear
talk



Name _____

Long Vowel
/(y)ōō/u-e

Lesson 25

► Unscramble the letters to write a Spelling Word.

1. eus

2. uler

3. ecni

4. utec

5. uebt

6. bceu

7. gelar

8. eutn

Spelling Words

use

cute

cube

tube

tune

rule

nice

large


hear

talk

► Write the letter or letters that complete each Spelling Word. Then trace the rest of the word.

9. h r

10. t k



Name _____

Long Vowel /i/
y, ie, igh

Lesson 26

► Read the Spelling Words. Then write each word in the group where it belongs.

Words with i

_____	_____
-----	-----
_____	_____
_____	_____
-----	-----
_____	_____
_____	_____
-----	-----
_____	_____

Words with y

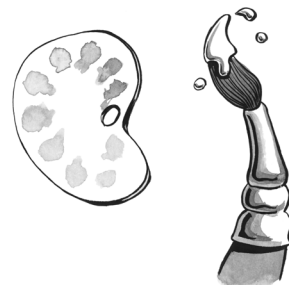
_____	_____
-----	-----
_____	_____

Words Without i or y

_____	_____
-----	-----
_____	_____
_____	_____
-----	-----
_____	_____

Spelling Words

my
try
tried
ties
light
might
use
rule
color
hair



Name _____

Long Vowel /ī/
y, ie, igh

Lesson 26

► Make cards for the Spelling Words.

1. Put the words with long i in one group. Write the words on the chart.
2. Write the other words on the chart.

Words with Long i

_____	_____
-----	-----
_____	_____
_____	_____
-----	-----
_____	_____
_____	_____
-----	-----
_____	_____

Other Words

_____	_____
-----	-----
_____	_____
_____	_____
-----	-----
_____	_____

Spelling Words

my
try
tried
ties
light
might
use
rule
color
hair



Name _____

Long Vowel /ī/
y, ie, igh

Lesson 26

- Write the letter or letters that complete each Spelling Word. Then trace the rest of the word.

1. r _ l _ e

2. t _ s

3. _ r _ i _ e

4. _ h _ a _ r

5. c _ l _ r

6. _ s _ e

Spelling Words

my
try
tried
ties
light
might
use
rule
color
hair

- Write two Spelling Words that rhyme with kite.

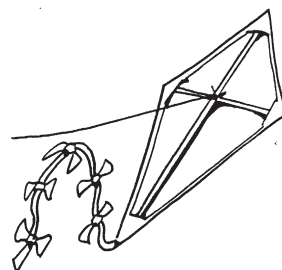
7. _____

8. _____

- Write two Spelling Words that rhyme with pie.

9. _____

10. _____



Name _____

Vowel Diphthong

/ou/ ow, ou

Lesson 27

► Read the Spelling Words. Then write each word in the group where it belongs.

Words with ow

_____	_____
-----	-----
_____	_____
_____	_____
-----	-----
_____	_____

Words with ou

_____	_____
-----	-----
_____	_____
_____	_____
-----	-----
_____	_____

Words Without ow or ou

_____	_____
-----	-----
_____	_____
_____	_____
-----	-----
_____	_____

Spelling Words

how
cow
down
out
found
round
try
light
earth
table



Name _____

► **Make cards for the Spelling Words.**

1. Put the words with ow in one group.
Put the words with ou in another group. Write the words on the chart.
2. Write the other words on the chart.

Words with <u>ow</u>	Words with <u>ou</u>
_____	_____
_____	_____
_____	_____
_____	_____
_____	_____
_____	_____
_____	_____
_____	_____
_____	_____

Spelling Words

how
cow
down
out
found
round
try
light
earth
table

Other Words

_____	_____
_____	_____
_____	_____
_____	_____
_____	_____
_____	_____



Name _____

Vowel Diphthong

/ou/ ow, ou

Lesson 27

► Write the letter or letters that complete each Spelling Word. Then trace the rest of the word.

1. ou

2. rth

3. igh

4. c w

5. h

6. ta le

7. tr

8. f nd

Spelling Words

how

cow

down

out

found

round

try

light

earth

table

► Unscramble the letters to make a Spelling Word.

9. dnrou

10. owdn



Name _____

Long Vowel
/ē/ y, ie

Lesson 28

► Read the Spelling Words. Then write each word in the group where it belongs.

Words with y

_____	_____
-----	-----
_____	_____
-----	-----
_____	_____
-----	-----
_____	_____
-----	-----
_____	_____

Words Without y

_____	_____
-----	-----
_____	_____
-----	-----
_____	_____
-----	-----
_____	_____
-----	-----
_____	_____

Spelling Words

funny
happy
story
stories
hurry
hurried
how
out
baby
done



Name _____

Long Vowel
/ē/ y, ie

Lesson 28

► **Make cards for the Spelling Words. Lay the cards down and read them.**

1. Put the words with the long e sound in one group. Write the words on the chart.
2. Write the other words on the chart.

Words with Long e


_____	_____
-----	-----
_____	_____
_____	_____
-----	-----
_____	_____
_____	_____
-----	-----
_____	_____
_____	_____
-----	-----
_____	_____

Other Words

_____	_____
-----	-----
_____	_____
_____	_____
-----	-----
_____	_____

Spelling Words

funny
happy
story
stories
hurry
hurried
how
out
baby
done



Name _____

Long Vowel
/ē/ y, ie

Lesson 28

- Write the letter or letters that complete each Spelling Word. Then trace the rest of the word.

1. _____ t _____

2. d ne _____

3. h ap _____

4. st ry _____

5. _____ ow _____

6. stor _____ s _____

7. b b _____

8. h rr _____

Spelling Words

funny
happy
story
stories
hurry
hurried
how
out
baby
done

- Unscramble the letters to make a Spelling Word.

9. uidrhre _____

10. yunfn _____



Name _____

Vowel Diphthong
/ū/ oo, ew
.....
Lesson 29

► Read the Spelling Words. Then write each word in the group where it belongs.

Words with oo

Words Without oo

Spelling Words

boot
tooth
soon
noon
new
grew
story
hurry
great
took



Name _____

► **Make cards for the Spelling Words. Lay the cards down and read them.**

1. Put words with the long u sound in one group. Write the words on the chart.
2. Write the other words on the chart.

Words with Long u


_____	_____
-----	-----
_____	_____
-----	-----
_____	_____
-----	-----
_____	_____
-----	-----
_____	_____
-----	-----

Other Words

_____	_____
-----	-----
_____	_____
-----	-----
_____	_____
-----	-----
_____	_____
-----	-----

Spelling Words

boot
tooth
soon
noon
new
grew
story
hurry
great
took



Name _____

Vowel Diphthong
/ū/ oo, ew

Lesson 29

- Write the letter or letters that complete each Spelling Word. Then trace the rest of the word.

1. n _____

2. t _____ k _____

3. b _____ t _____

4. gr _____ t _____

5. h _____ rr _____

6. gr _____ w _____

Spelling Words

boot

tooth

soon

noon

new

grew

story

hurry

great

took

- Unscramble the letters to make a Spelling Word.


7. ttoho _____

8. trsyo _____

- Write two Spelling Words that rhyme with moon.

9. _____

10. _____



Name _____

Long Vowels

/ī/ i, /ō/ o

Lesson 30

► Read the Spelling Words. Then write each word in the group where it belongs.

Words with i

Words with o

Words Without i or o

Spelling Words

find
mind
mild
cold
fold
most
soon
new
boy
building



Name _____

Long Vowels

/ī/ i, /ō/ o

Lesson 30

► **Make cards for the Spelling Words. Lay the cards down and read them.**

1. Put the words with long i in a group.
Put the words with long o in a group.
Put the words with long u in a group.
Write the words on the chart.

2. Write the other words on the chart.

Words with Long <u>i</u>	Words with Long <u>o</u>
_____	_____
_____	_____
_____	_____
_____	_____
_____	_____
_____	_____
_____	_____
_____	_____
_____	_____
_____	_____

Words with Long <u>u</u>	Other Words
_____	_____
_____	_____
_____	_____
_____	_____
_____	_____
_____	_____
_____	_____
_____	_____
_____	_____
_____	_____

Spelling Words

find
mind
mild
cold
fold
most
soon
new
boy
building



Name _____

Long Vowels
/ī/ i, /ō/ o

Lesson 30

► Write the letter or letters that complete each Spelling Word. Then trace the rest of the word.

1. mld

2. cld

3. bo

4. fnd

5. mn

6. fo

7. ew

8. blding

Spelling Words

find
mind
mild
cold
fold
most
soon
new
boy
building

► Unscramble the letters to make a Spelling Word.

9. stmo

10. noso



Name _____

Theme Test

Theme 6

► **Read each sentence. Look at how the two words are spelled. Fill in the circle next to the correct word.**

SAMPLE: Mom made up a _____ story.

☐ funnie ☒ funny

1. A cat was very _____.

☐ colde ☐ cold

2. Robert _____ out to play.

☐ hurried ☐ hurried

3. He and Bonnie _____ the cat.

☐ fownd ☐ found

4. It _____ to lick Robert's hand.

☐ trighd ☐ tried

5. They picked up the _____ cat.

☐ cute ☐ coot

Name _____

Theme Test

Theme 6

► Read each pair of sentences. Look at how the underlined words are spelled. Then fill in the circle next to the correct sentence.

SAMPLE: ☒ We eat at noon.

☐ We eat at newn.

1. ☐ I'll be happy when we eat.

☐ I'll be hapy when we eat.

2. ☐ Let's finde a snack.

☐ Let's find a snack.

3. ☐ My big tooth is loose.

☐ My big towth is loose.

4. ☐ Is it hard to bite doun?

☐ Is it hard to bite down?

5. ☐ It miht fall out.


☐ It might fall out.

Spelling Strategies

Look for word families.

These words are a family.

- Words in a word family rhyme.
- The first letters are different.
- The other letters are the same.



Word families can help you spell words.

- Think about the beginning sound of the word you want to spell.
- Write the letter that stands for this sound.
- Think of a word in the same word family.
- Write the letters that are the same.

I want to spell



The letter h stands for the beginning sound.

Pen is a word in the same word family.

I'll add the letters en and write hen.



Word Sort Cards

Write a Spelling Word in each box.

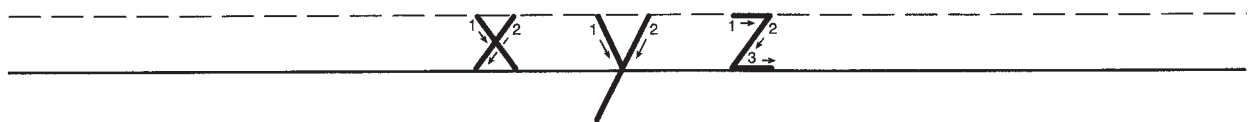
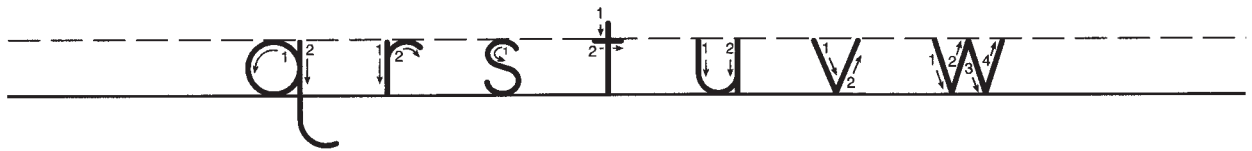

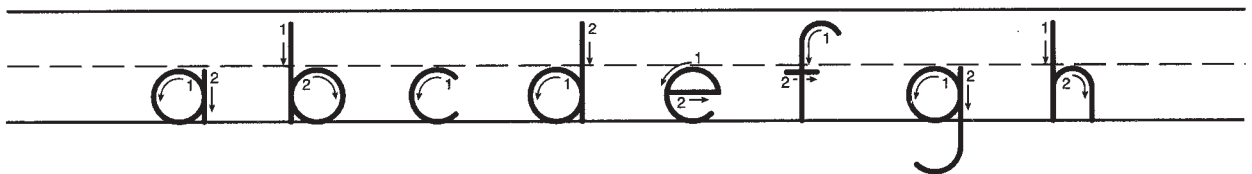
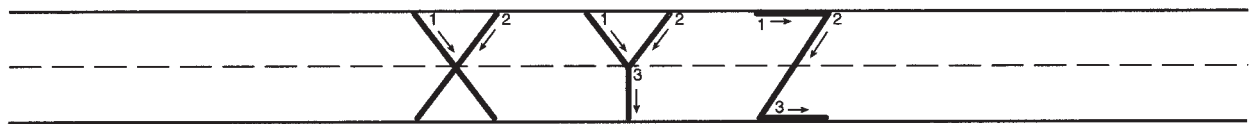
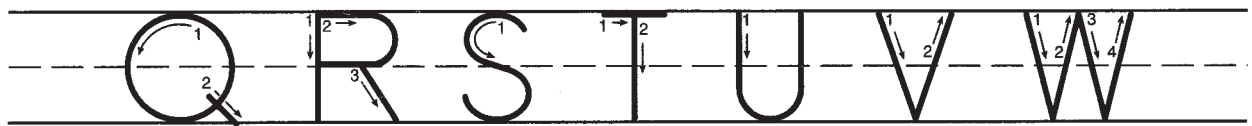
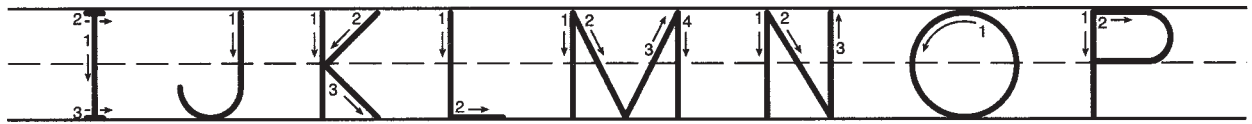
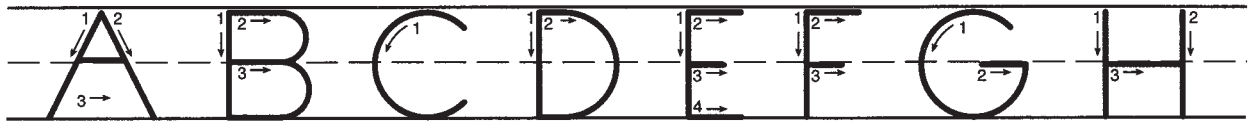
Cut out the word cards. Sort the words.

See how many ways you can sort the words.

<hr/> <hr/> <hr/>	<hr/> <hr/> <hr/>
<hr/> <hr/> <hr/>	<hr/> <hr/> <hr/>
<hr/> <hr/> <hr/>	<hr/> <hr/> <hr/>
<hr/> <hr/> <hr/>	<hr/> <hr/> <hr/>
<hr/> <hr/> <hr/>	<hr/> <hr/> <hr/>
<hr/> <hr/> <hr/>	<hr/> <hr/> <hr/>

Handwriting

Manuscript Alphabet



Handwriting

D'Nealian Manuscript Alphabet

A B C D E F G H
I J K L M N O P
Q R S T U V W
X Y Z

a b c d e f g h
i j k l m n o p
q r s t u v w
x y z